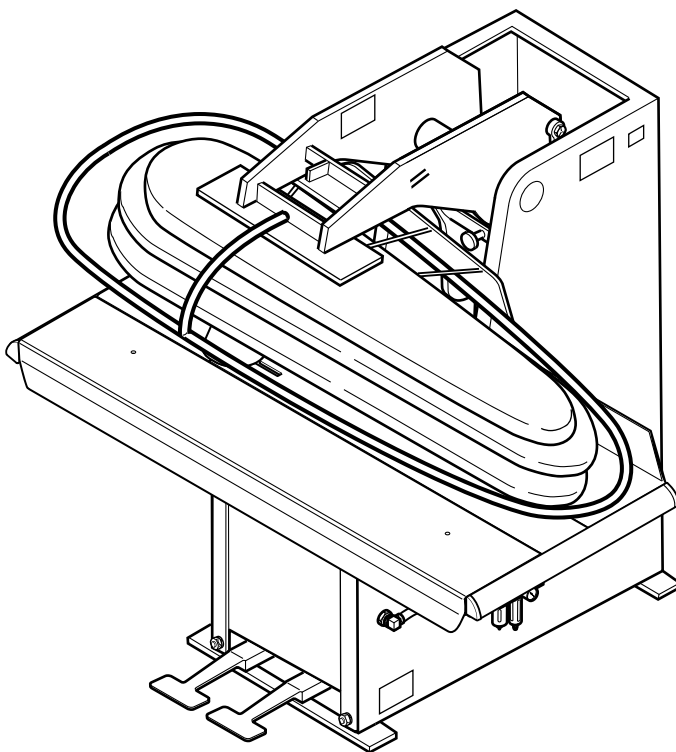


# Sensor Ring Drycleaning Presses

Refer to Page 5 for Model Numbers



SCR1528C\_AJ1013



# Table of Contents

Title	Page
Parts Ordering Information.....	3
Nameplate Location .....	3
Model Identification .....	5
Sensor Ring Assembly (Drawing 1 of 2) .....	6
Sensor Ring Assembly (Drawing 2 of 2) .....	8
Frame and Pressure Arm Assembly (Drawing 1 of 2).....	10
Frame and Pressure Arm Assembly (Drawing 2 of 2).....	12
Basket Assembly .....	14
Counterbalance Spring Components .....	16
Shock Absorber Assembly.....	18
Check Rod Assembly.....	20
Table Assembly - Old Style.....	22
Stainless Steel Table Assembly - All Models Except AAOUB45, AHOU45, AOUB45 and HOUB45 .....	24
Stainless Steel Table Assembly - Models AAOUB45 and AOUB45 Right.....	26
Stainless Steel Table Assembly - Models AAOUB45, ADCHB45, AOUB45 and DCHB45 Left .....	28
Stainless Steel Table Assembly - Models AHOU45 and HOUB45 Left.....	30
Table Angle and Attaching Hardware .....	32
Head, Buck, and Table Assembly (Drawing 1 of 2) .....	34
Head, Buck, and Table Assembly (Drawing 2 of 2) .....	36
Pants Rest Assembly .....	38
Air Schematic - Models with Programmer.....	40
Air Schematic - Models without Programmer.....	42
Air Inlet Assembly - Models Through June 1997 .....	44
Air Inlet Assembly - Models without Programmer .....	46
Air Inlet Assembly - Models with Programmer .....	48
Regulator Assembly .....	50
Filter/Lubricator - Models ADCFB446, ADCFB446SE, DCFB446 and DCFB446SE Through June 1997.....	52
Filter/Regulator/Lubricator Assembly - Models Through November 2004 .....	54
Filter/Regulator/Lubricator Assembly - Models Starting December 2004 Through February 9, 2005 .....	56
Filter/Regulator/Mist Separator Assembly - Models Starting February 10, 2005.....	58
Air Strainer Assembly - Models Through June 1997.....	60
Dump Valve and Fittings Assembly .....	62
Diaphragm Assembly .....	64
Valve Body Assembly .....	66
Vacuum Pedal Base Assembly - Models AAOUB45, AHOU45, AOUB45 and HOUB45 .....	68
Vacuum Pedal Base Assembly - All Models Except AAOUB45, AHOU45, AOUB45 and HOUB45 .....	70
Steam Pedal Base Assembly - Models AAOUB45, AHOU45, AOUB45 and HOUB45 .....	72
Steam Pedal Base Assembly - All Models Except AAOUB45, AHOU45, AOUB45 and HOUB45, .....	74
Pressing Cylinder Assembly - Models Through July 2002 (Drawing 1 of 2) .....	76
Pressing Cylinder Assembly - Models Through July 2002 (Drawing 2 of 2) .....	78
Pressing Cylinder Assembly - Models Starting July 2002.....	80

© Copyright 2006, Alliance Laundry Systems LLC

All rights reserved. No part of the contents of this book may be reproduced or transmitted in any form or by any means without the expressed written consent of the publisher.

Closing Air Cylinder and Fitting Assembly .....	82
Closing Cylinder Assembly - Models Starting July 2002.....	84
Air Gauge Assembly .....	86
Air Vacuum Valve Assembly .....	88
Pneumatic Reservoir Assembly .....	90
Steam System.....	92
Head Steam Valve Actuating Assembly .....	94
Steam Valve Actuator Assembly - Models Starting December 1986.....	96
Steam Valve Actuator Assembly - Models Through December 1986.....	98
Steam Valve Assembly .....	100
Handle and Bracket Assembly .....	102
Steam Inlet.....	104
Steam Vacuum .....	106
Manual Spray and Condenser Coil Assemblies.....	108
Manual Spray with Copper Coil .....	110
Water Gun Assembly .....	112
Iron and Lowboy Assembly - Models Through 1997.....	114
Iron and Lowboy Assembly - Models Starting 1997.....	116
Hand Steam Iron Piping - Models Through 1997.....	118
Control Assembly (Drawing 1 of 3) .....	120
Control Assembly (Drawing 2 of 3) .....	122
Control Assembly (Drawing 3 of 3) .....	124
Label Application.....	126
Parts Index.....	129



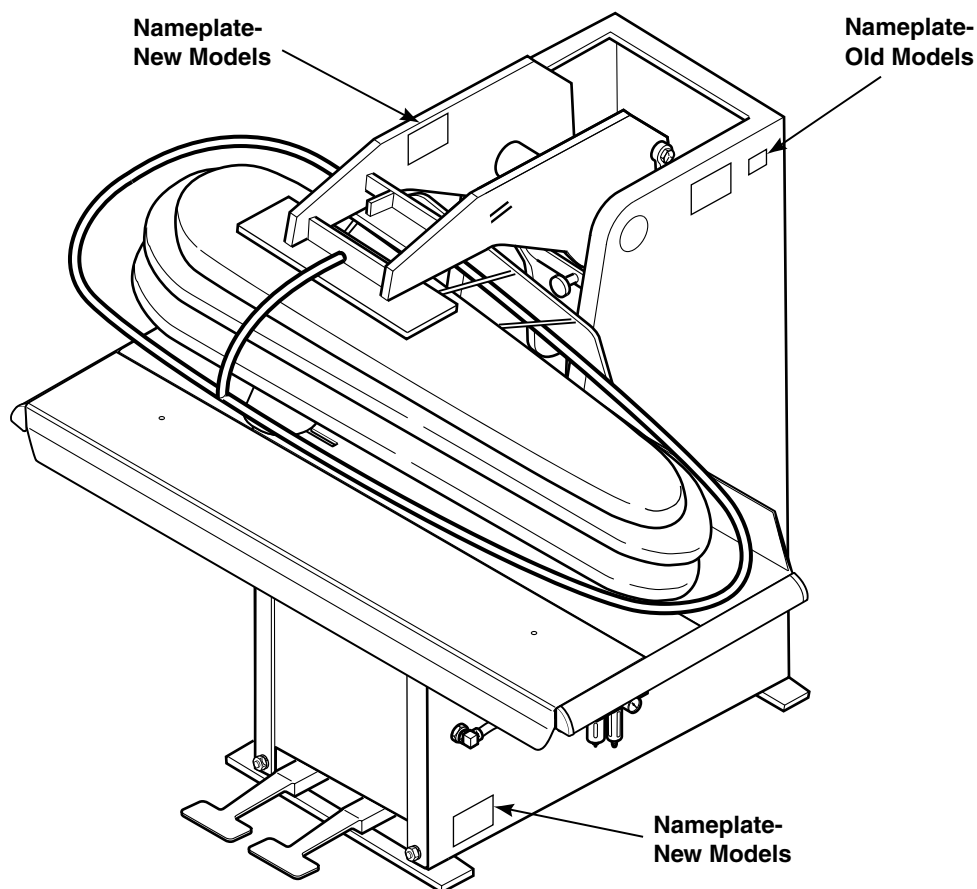
## Parts Ordering Information

If literature or replacement parts are required, contact the source from whom the machine was purchased or contact Alliance Laundry Systems at (920) 748-3950 for the name and address of the nearest authorized parts distributor.

For technical assistance, call (920) 748-3121.

## Nameplate Location

When calling or writing about your product, be sure to mention model and serial numbers. Model and serial numbers are located on nameplate(s) as shown.



SCR1535C\_AJ1013

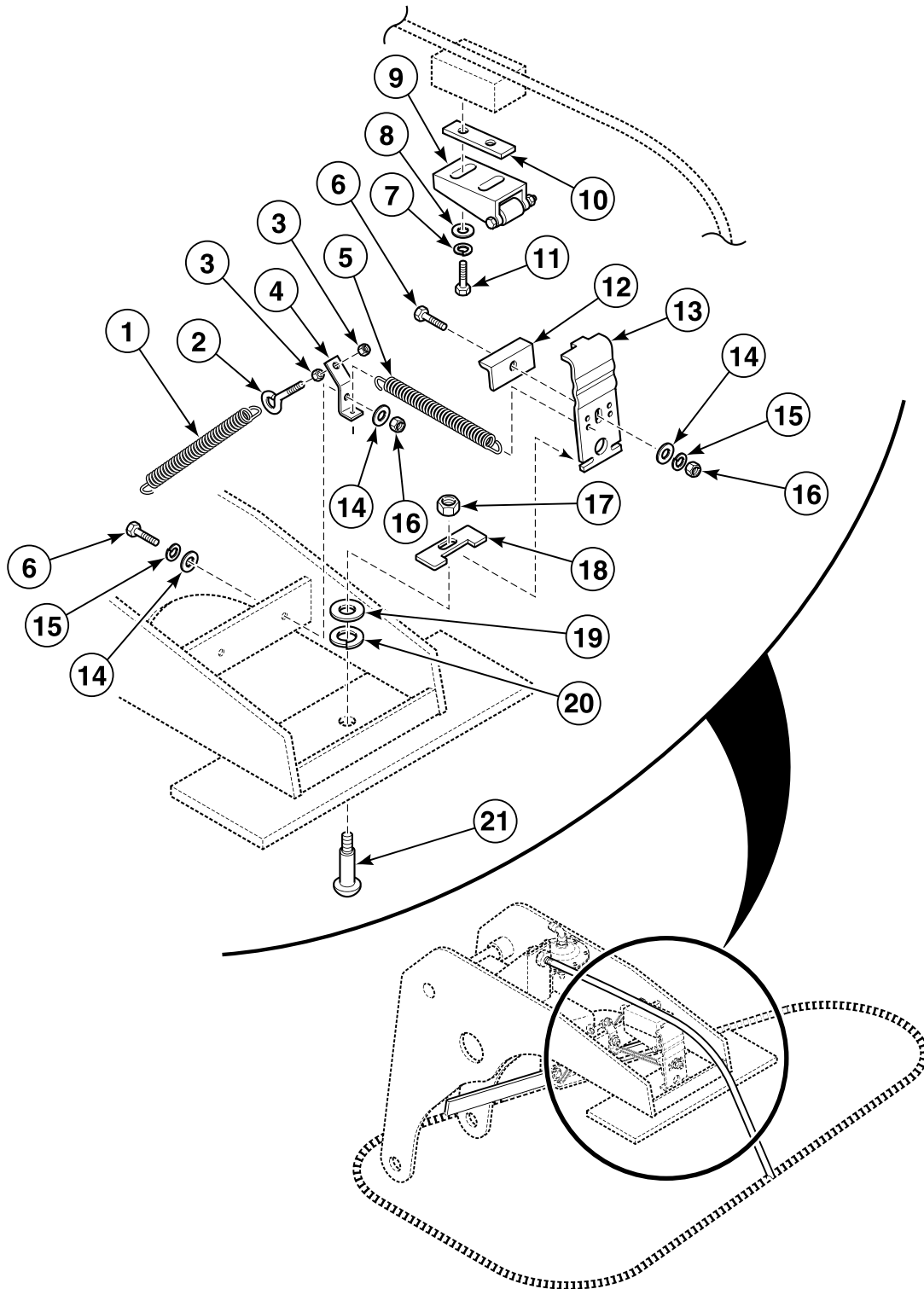
## This image shows a single sheet of white paper with horizontal ruling lines. The lines are evenly spaced and run across the width of the page. There are no margins, text, or other markings on the paper.

## Model Identification

Information in this manual is applicable to these sensor ring drycleaning press models:

AAOUB45	ADCHB446SE	DCB45
ADCB18	ADCHB45	DCFB446
ADCB43	ADCHFB446	DCFB446SE
ADCB446	ADCHFB446SE	DCHB18
ADCB446SE	AHOUB45	DCHB446
ADCB45	AOUB45	DCHB446SE
ADCFB446	DCB18	DCHB45
ADCFB446SE	DCB43	DCHFB446
ADCHB18	DCB446	DCHFB446SE
ADCHB446	DCB446SE	HOUB45

# Sensor Ring Assembly (Drawing 1 of 2)

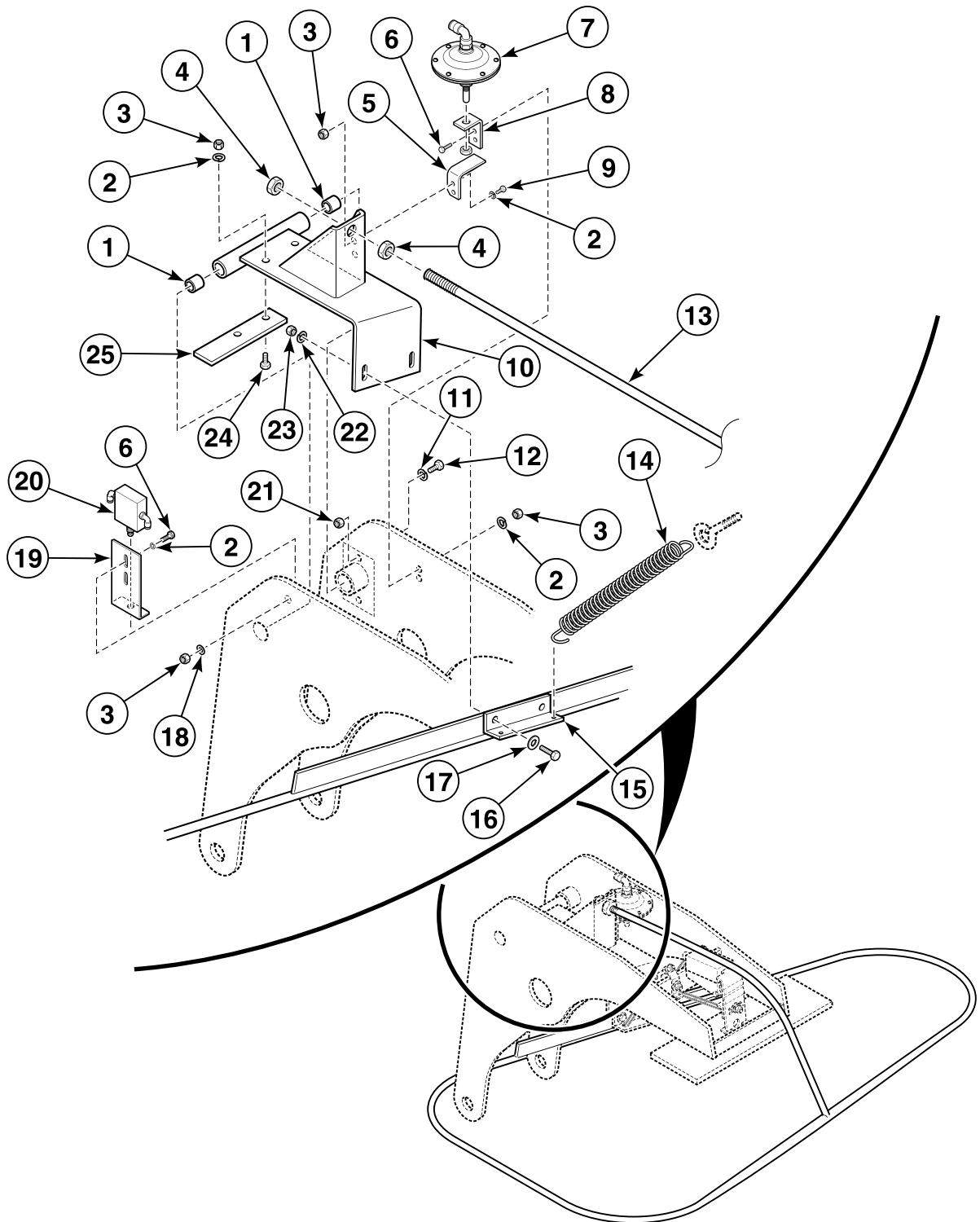


SCR1930P\_AJ1013

## Sensor Ring Assembly (Drawing 1 of 2)

REF	PART NO.	DESCRIPTION	COMMENTS
1	JA-51318	Spring	1 required; Models ADCB18, ADCHB18, DCB18 and DCHB18
	J1125889	Extension Spring	2 required; All other models
2	J1382878	Bolt	Eye; Models ADCB18, ADCHB18, DCB18 and DCHB18 1 required; All other models 2 required
3	20275	Nut	Models ADCFB446, ADCFB446SE, ADCHFB446, ADCHFB446SE, DCFB446, DCFB446SE, DCHFB446 and DCHFB446SE 12 required; All other models 13 required
4	J1462688	Spring Hanger Bracket	
5	JA-50940	Extension Spring	2 required
6	M400056	Screw	2 required
7	J1185073	Washer	Models ADCFB446, ADCFB446SE, ADCHFB446, ADCHFB446SE, DCFB446, DCFB446SE, DCHFB446 and DCHFB446SE 10 required; All other models 5 required
8	JC-80513	Washer	4 required
9	J1629310	Roller Plate Assembly	
10	J1462571	Retainer Plate	
11	20253	Screw	6 required
12	J1462613	Stop Angle	
13	J1462670	Friction Lever	Models AHOUB45 and HOUB45
	J1629294	Friction Lever	All other models
14	JC-80583	Washer	6 required
15	J1001049	Washer	4 required
16	70142	Nut	4 required
17	M401393	Bolt	Models ADCB18, ADCHB18, DCB18 and DCHB18
	M404993	Nut	All other models
18	J1462563	Pivot Plate	
19	J1001304	Washer	Models ADCB18, ADCHB18, DCB18 and DCHB18
	J1001338	Washer	All other models
20	M400013	Washer	Models ADCB18, ADCHB18, DCB18 and DCHB18
	91200	Washer	All other models
21	JC-17903	Bolt	Carriage

## Sensor Ring Assembly (Drawing 2 of 2)



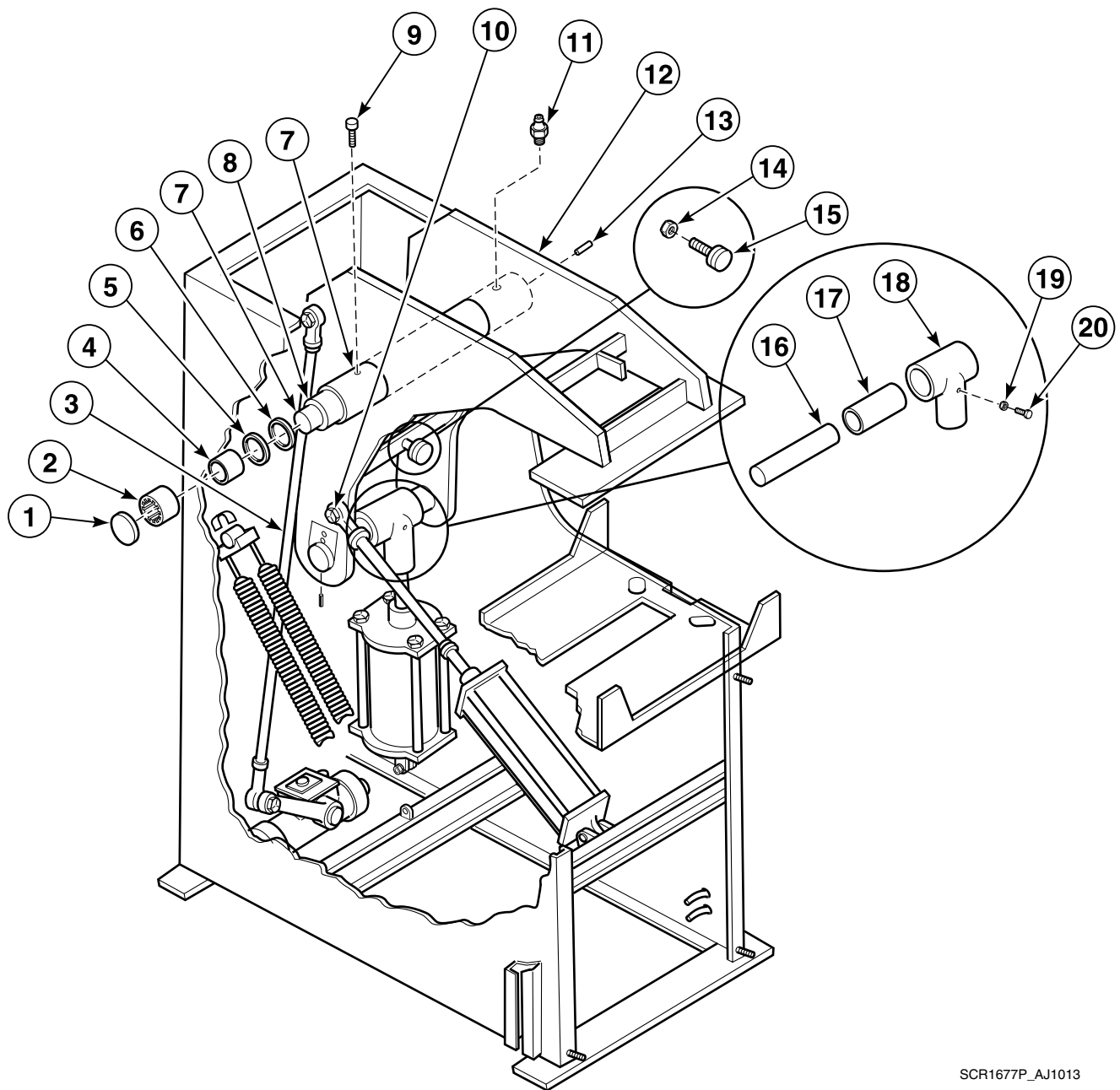
SCR1931P\_AJ1013

## Sensor Ring Assembly (Drawing 2 of 2)

REF	PART NO.	DESCRIPTION	COMMENTS
1	J1465095	Bearing Assembly	2 required
2	J1185073	Washer	Models ADCFB446, ADCFB446SE, ADCHFB446, ADCHFB446SE, DCFB446, DCFB446SE, DCHFB446 and DCHFB446SE 10 required; All other models 5 required
3	20275	Nut	Models ADCFB446, ADCFB446SE, ADCHFB446, ADCHFB446SE, DCFB446, DCFB446SE, DCHFB446 and DCHFB446SE 12 required; All other models 13 required
4	JC-48312	Nut	2 required
5	J1462738	Push Bracket	Models ADCFB446, ADCFB446SE, ADCHFB446, ADCHFB446SE, DCFB446, DCFB446SE, DCHFB446 and DCHFB446SE
6	20253	Screw	6 required
7	J1572957	Diaphragm Assembly	Refer to <i>Diaphragm Assembly</i> section for parts breakdown; Models ADCFB446, ADCFB446SE, ADCHFB446, ADCHFB446SE, DCFB446, DCFB446SE, DCHFB446 and DCHFB446SE
8	J1462712	Diaphragm Bracket	Models ADCFB446, ADCFB446SE, ADCHFB446, ADCHFB446SE, DCFB446, DCFB446SE, DCHFB446 and DCHFB446SE
9	JA-53020	Screw	2 required; Models ADCFB446, ADCFB446SE, ADCHFB446, ADCHFB446SE, DCFB446, DCFB446SE, DCHFB446 and DCHFB446SE
10	J1462746	Pivot Bracket Weldment	446 models
	J1467927	Pivot Bracket Weldment	Models AAOUB45, ADCB43, ADCB45, ADCHB45, AOUB45, DCB43, DCB45 and DCHB45
	J1468628	Pivot Bracket Weldment	Left; Models AAOUB45, ADCHB45, AHOU45, AOUB45, DCHB45 and HOUB45
	J1477363	Pivot Bracket Weldment	Models ADCB18, ADCHB18, DCB18 and DCHB18
11	M400014	Washer	Models ADCB18, ADCHB18, DCB18 and DCHB18 6 required; All other models 4 required
12	JA-51439	Screw	4 required
13	J1462787	Closing Bar Weldment	446 models
	J1468271	Peripheral Bar Weldment	Models ADCB45, ADCHB45, DCB45 and DCHB45
	N/A	Peripheral Bar Weldment	Left; Models ADCHB45 and DCHB45
	J1469493	Peripheral Bar Weldment	Left; Models AAOUB45, AHOU45, AOUB45 and HOUB45
	J1469527	Peripheral Bar Weldment	Models AAOUB45 and AOUB45
	J1467893	Peripheral Bar Weldment	Models ADCB43 and DCB43
	J1477405	Peripheral Bar Weldment	Models ADCB18, ADCHB18, DCB18 and DCHB18
14	JA-51318	Spring	1 required; Models ADCB18, ADCHB18, DCB18 and DCHB18
	J1125889	Extension Spring	2 required; All other models
15	J1462662	Spring Mounting Angle	
16	91202	Screw	2 required
17	JC-80583	Washer	6 required
18	JC-80513	Washer	4 required
19	J1462720	Valve Bracket	Models AHOU45 and HOUB45
	J1481076	Valve Bracket	All other models
20	J1142504	3-Way Valve	
21	20274	Nut	4 required
22	J1001049	Washer	4 required
23	70142	Nut	4 required
24	JA-53020	Screw	2 required
25	J1462647	Valve Actuator Weldment	Models AHOU45 and HOUB45
	J1638519	Valve Actuator	All other models

**N/A = Part no longer available**

# Frame and Pressure Arm Assembly (Drawing 1 of 2)



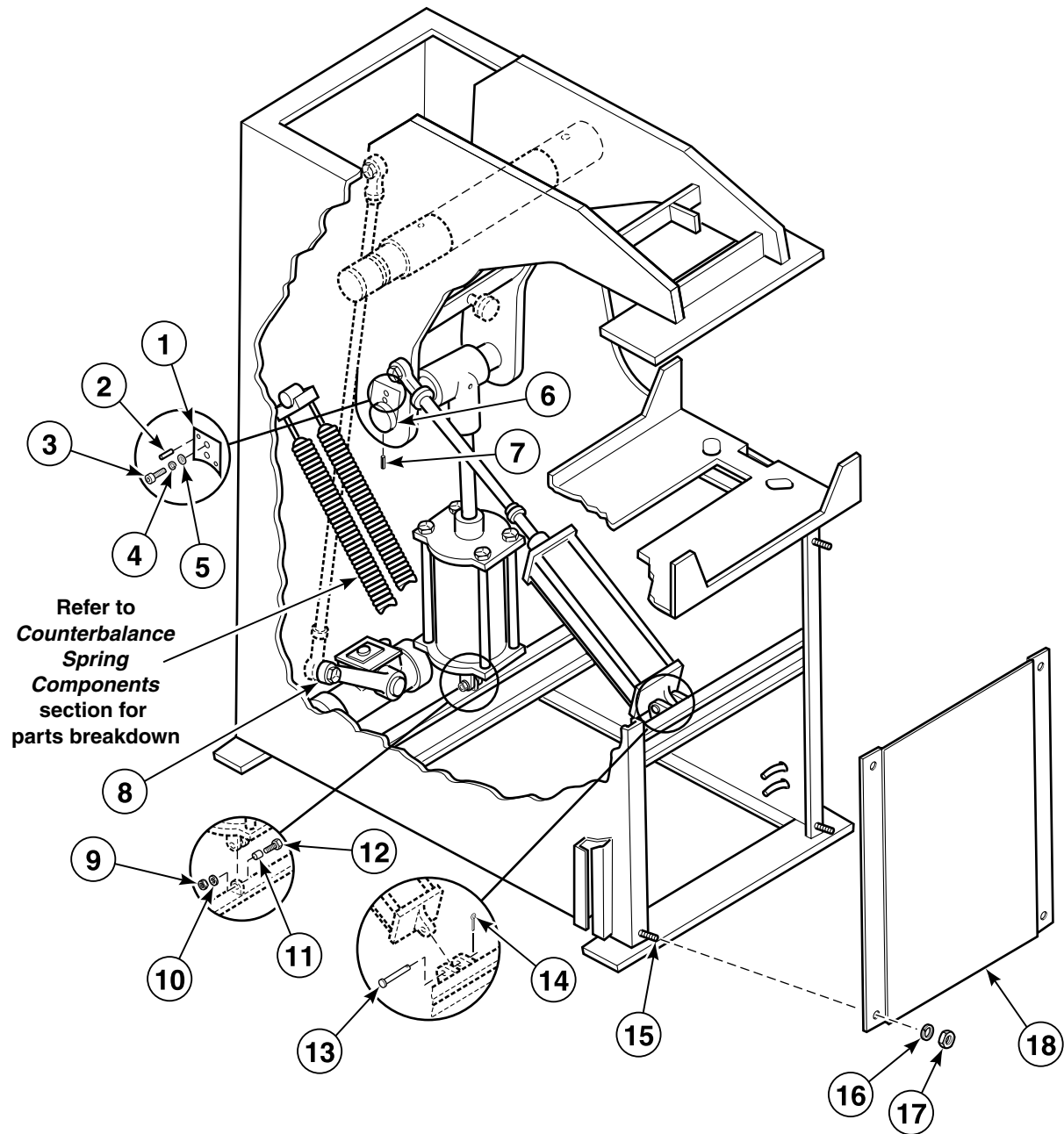
SCR1677P\_AJ1013



## Frame and Pressure Arm Assembly (Drawing 1 of 2)

REF	PART NO.	DESCRIPTION	COMMENTS
	JA-04358	Air Cylinder Clevis Assembly	Includes items 18 and 19
1	JA-30139	Disc	Trunnion; 2 required
2	JA-50892	Needle Bearing	2 required
3	JA-82474	Check Rod Assembly	Refer to <i>Check Rod Assembly</i> section for parts breakdown
4	JA-50893	Inner Race Bearing	2 required
5	JA-15175	Washer	Models starting April 1992
6	J1422278	Washer	Models starting April 1992
7	JA-24941	Pressure Arm Shaft	
8	JA-25029	Spacer	
9	JA-51778	Screw	Models starting April 1992
	JA-54394	Pipe Plug	Models through April 1992
10	JA-51594	Screw	Models through March 1987
11	J1012111	Straight Grease Fitting	
12	J200047100	Pressure Arm Weldment	Models ADCB18 and DCB18
	J200046900	Pressure Arm Weldment	Models AA0UB45, ADCB43, ADCB446, ADCB446SE, ADCB45, ADCFB446, ADCFB446SE, AOUB45, DCB43, DCB446, DCB446SE, DCB45, DCFB446 and DCFB446SE
13	JA-50362	Screw	2 required
14	70142	Nut	
15	J1042480	Bumper	
16	J1474709	Clevis Shaft	
17	JA-50904	Oilless Sleeve Bearing	2 required
18	JA-04358	Air Cylinder Clevis Assembly	
19	70142	Nut	
20	JA-50379	Screw	

## Frame and Pressure Arm Assembly (Drawing 2 of 2)



SCR1750P\_AJ1013

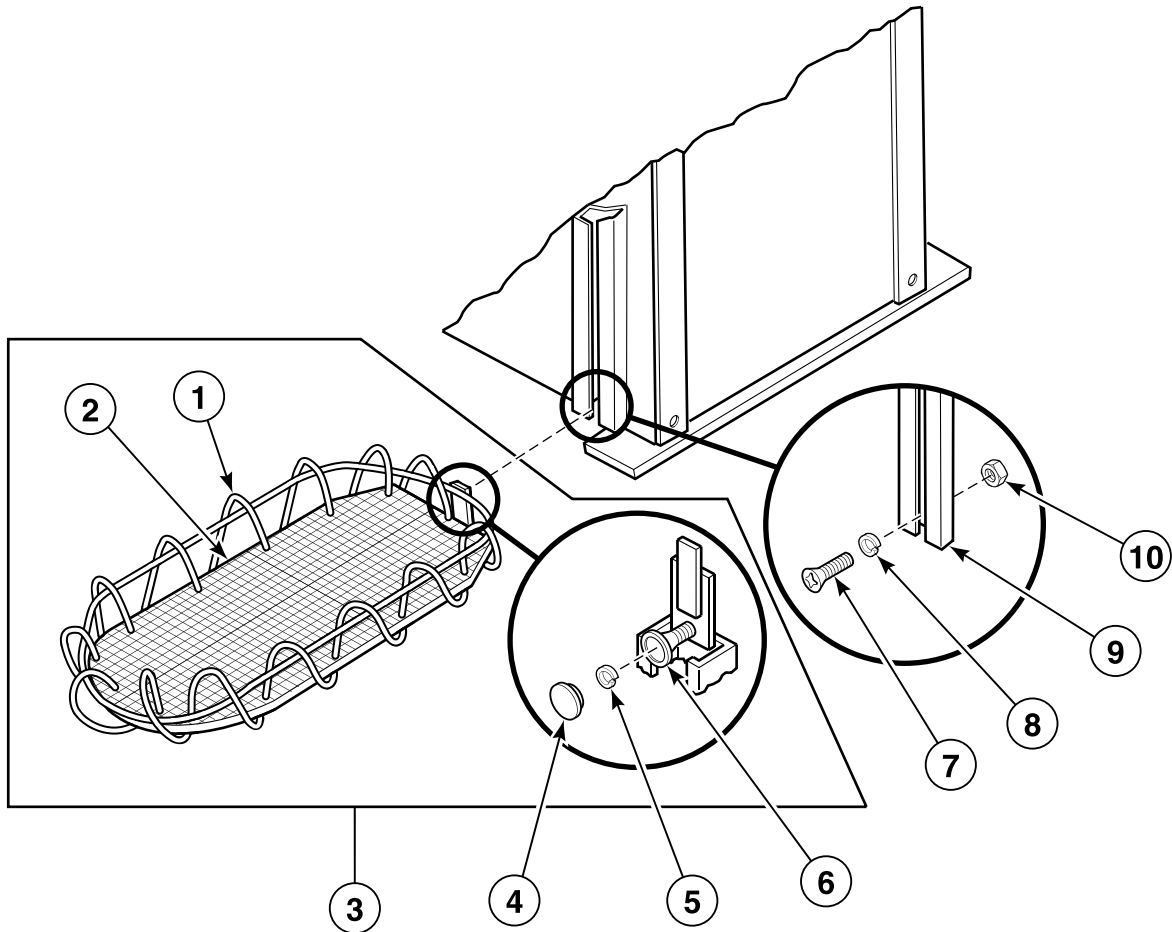
## Frame and Pressure Arm Assembly (Drawing 2 of 2)

REF	PART NO.	DESCRIPTION	COMMENTS
	JA-50282	Screw	Used with items 14 and 15
	JA-54158	Washer	Used with items 14 and 15
	J1001338	Washer	Used with items 14 and 15
	N/A	Nut	Used with items 14 and 15
	JA-51941	Screw	2 required; Models ADCFB446, ADCFB446SE, DCFB446 and DCFB446SE starting August 1987
	JC-63342	Screw	2 required
	JC-30809	Straight Grease Fitting	Models through August 1987
<b>1</b>	J1474691	Pivot Pin Lock Key	
<b>2</b>	J1436799	Roll Pin	Models starting October 2000
<b>3</b>	N/A	Screw	Models starting October 2000
<b>4</b>	J1185073	Washer	Models starting October 2000
<b>5</b>	JC-80513	Washer	Models starting October 2000
<b>6</b>	J1474709	Clevis Shaft	Models starting October 2000
	JA-27760	Clevis Shaft	Models through October 2000
<b>7</b>	JA-50524	Cotter Pin	Models through June 1997
<b>8</b>	J1326057	Shock Absorber Assembly	Refer to <i>Shock Absorber Assembly</i> section for parts breakdown
<b>9</b>	J1000850	Nut	Models through March 1987
<b>10</b>	91200	Washer	Models through March 1987
<b>11</b>	JA-55082	Spherical Bearing	
<b>12</b>	JC-62496	Screw	Models through March 1987
<b>13</b>	JA-53333	Clevis Pin	
<b>14</b>	JC-54791	Cotter Pin	
<b>15</b>	N/A	Stud	
<b>16</b>	J1001007	Washer	4 required; Models starting June 1997
<b>17</b>	20275	Nut	4 required; Models starting June 1997
<b>18</b>	JA-27801	Front Cover	

N/A = Part no longer available

# Basket Assembly

Models AHOUB45 and HOUB45



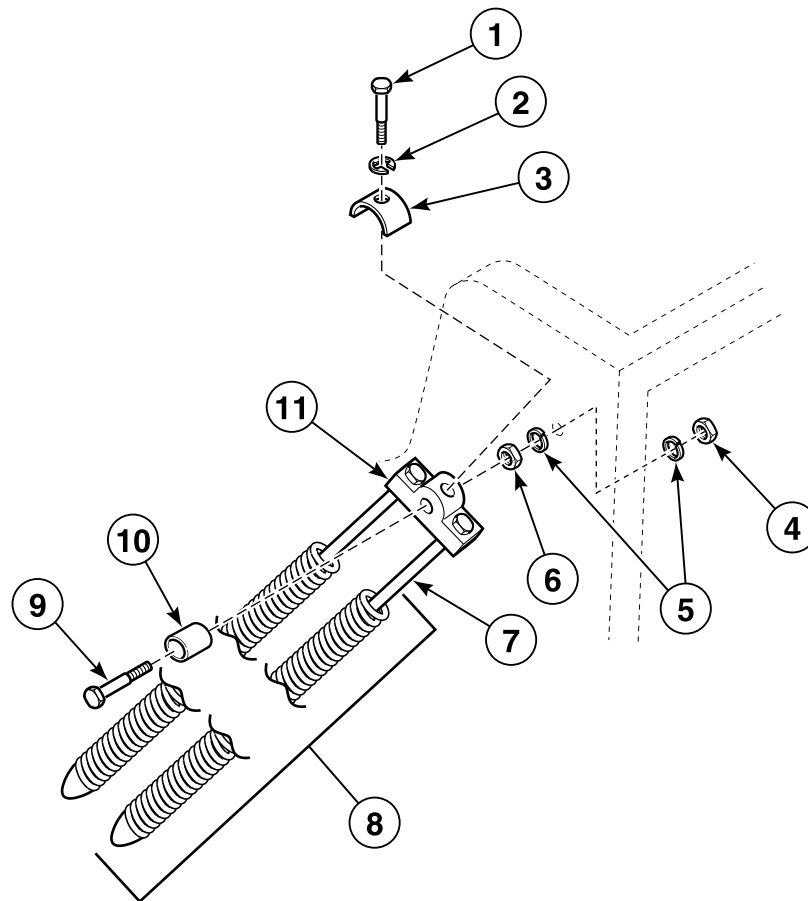
SCR559P\_AJ1013

## Basket Assembly

REF	PART NO.	DESCRIPTION	COMMENTS
1	N/A	Rope	
2	N/A	Basket Cover	
3	N/A	Basket Assembly	Includes items 1, 2 and 4-6
4	JA-52938	Knob	
5	M400014	Washer	
6	J1371749	Washer	
7	J1079490	Screw	
8	M400013	Washer	
9	JA-24299	Basket Adjustment Guide	
10	70142	Nut	

N/A = Part no longer available

# Counterbalance Spring Components

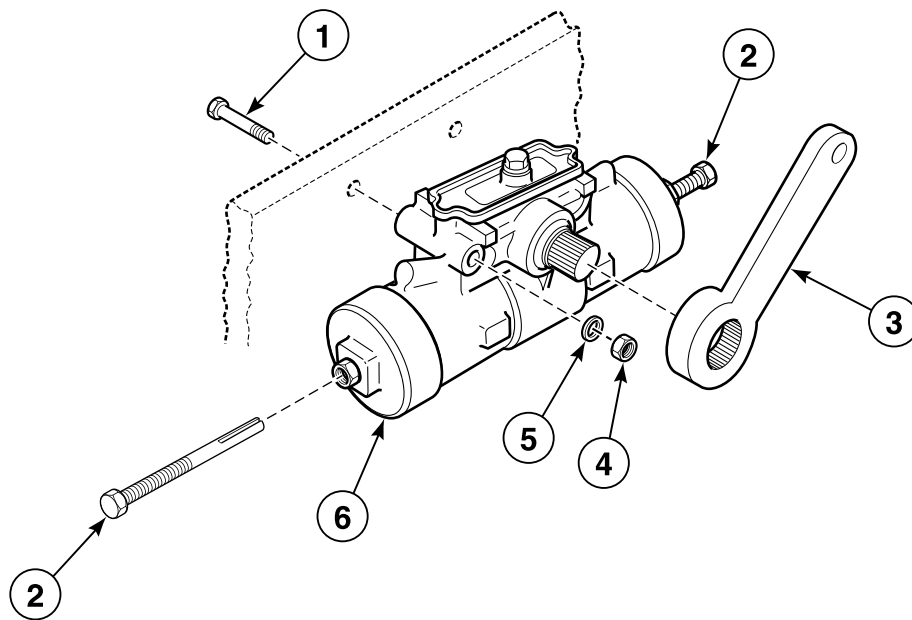


SCR511P\_AJ1013

## Counterbalance Spring Components

REF	PART NO.	DESCRIPTION	COMMENTS
1	M400044	Screw	
2	J1000975	Washer	
3	JA-15931	Spring Clip	
4	JC-48288	Nut	
5	JA-53116	Washer	
6	M400023	Nut	
7	JA-18003	Bolt	Spring; Use with JA-03942 Head Spring Assembly and JA-03943 Head Spring Assembly
	JA-12742	Bolt	Spring; Use with JA-04887 Spring Assembly
8	JA-03943	Head Spring Assembly	No. 3; When reordering, see number stamped in slug for spring identification; Models AA0UB45, ADCB43, ADCB45, ADCHB45, AH0UB45, AOUB45, DCB43, DCB45, DCHB45 and HOUB45
	JA-04887	Spring Assembly	No. 6B; When reordering, see number stamped in slug for spring identification; Models ADCB18, ADCHB18, DCB18 and DCHB18
	JA-03942	Head Spring Assembly	No. 2; When reordering, see number stamped in slug for spring identification; Models ADCB446, ADCB446SE, ADCFB446, ADCFB446SE, ADCHB446, ADCHB446SE, ADCHFB446, ADCHFB446SE, DCB446, DCB446SE, DCFB446, DCFB446SE, DCHB446, DCHB446SE, DCHFB446 and DCHFB446SE
9	JA-55335	Screw	
10	JA-50896	Oilless Sleeve Bearing	
11	JA-05584	Left Spring Hanger	Includes item 10

# Shock Absorber Assembly



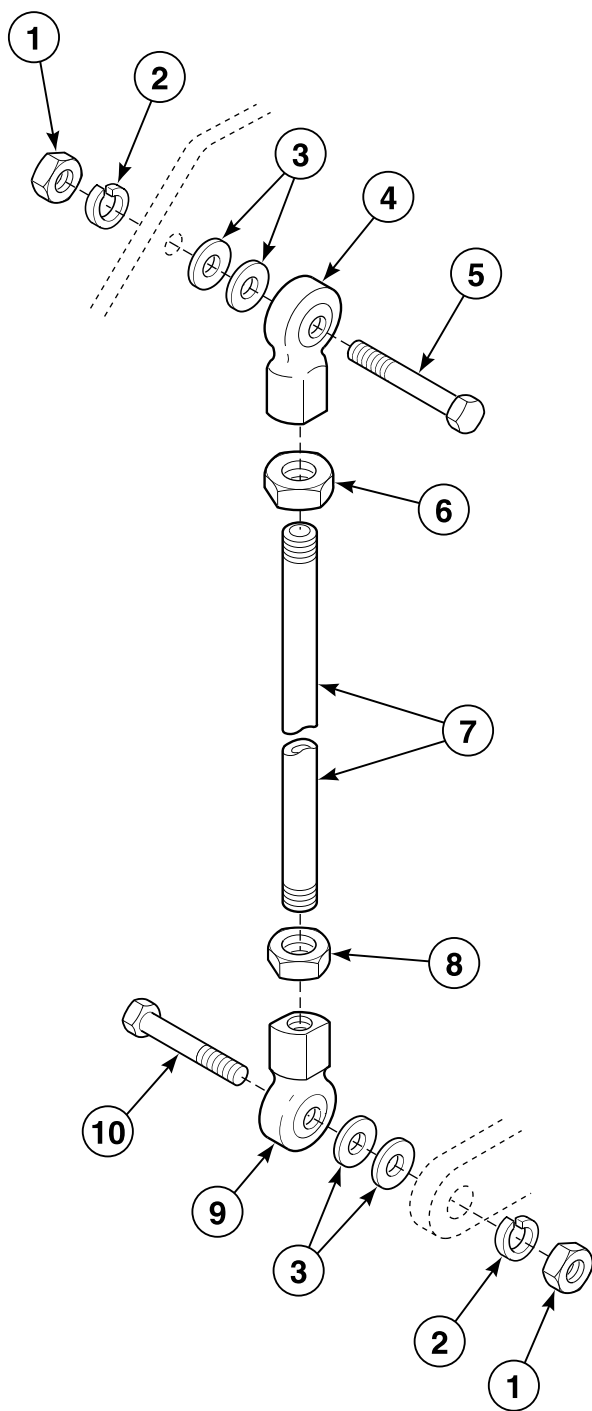
SCR1937P\_AJ1013



# Shock Absorber Assembly

REF	PART NO.	DESCRIPTION	COMMENTS
	J1326057	Shock Absorber Assembly	Includes items 2, 3 and 6
	J1010-000652	Shock Absorber Rebuild Kit	Includes end cap gasket, 3 adjusting screws, cylinder cover gasket, seal, plug and plug gasket
1	JA-50198	Screw	
2	JA-53760	Screw	2 required
3	JA-51272	Shock Absorber Arm	
4	J1000850	Nut	
5	JA-54158	Washer	
6	JA-53759	Shock Absorber	

Check Rod Assembly

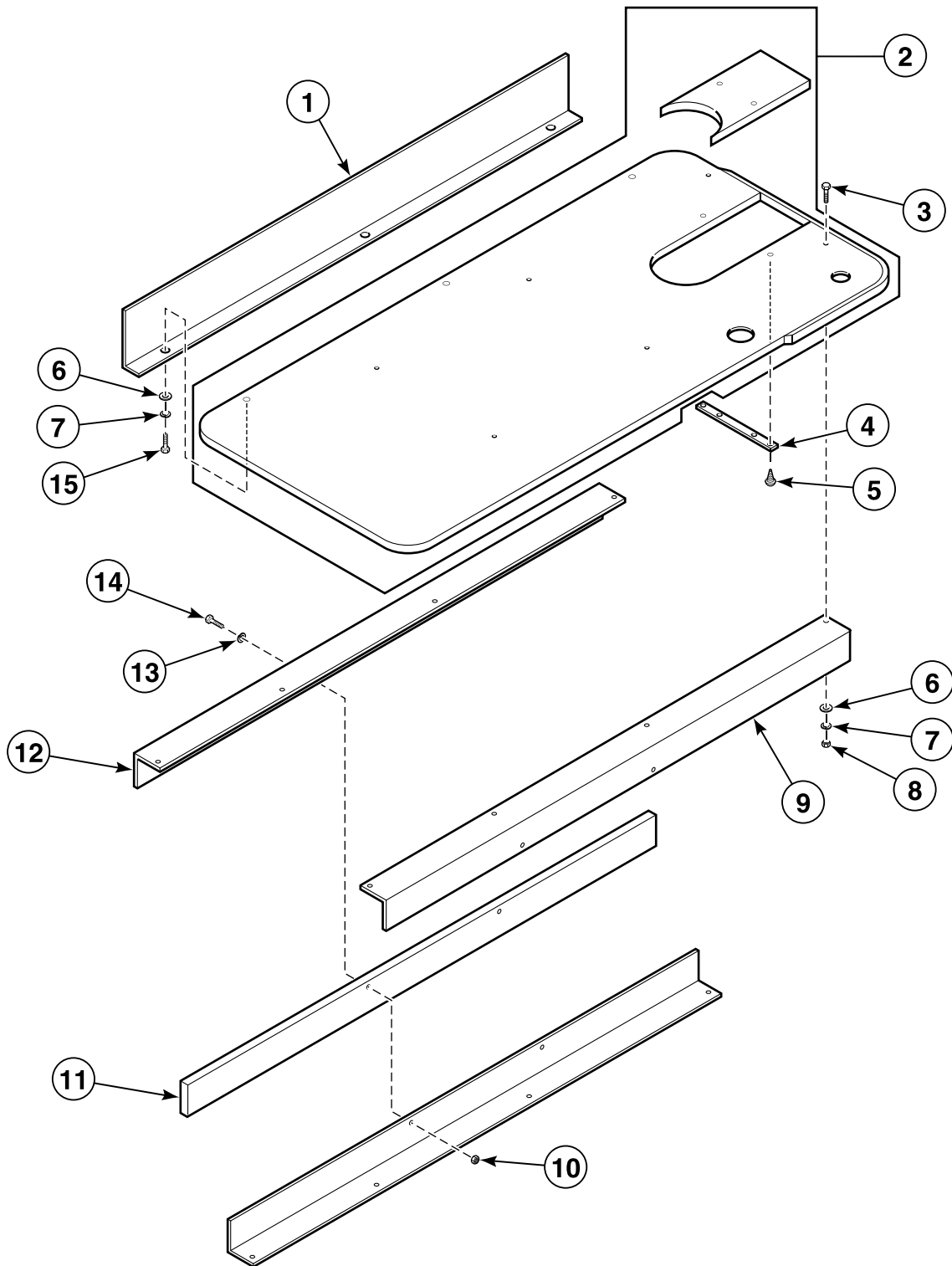


SCR514P\_AJ1013

## Check Rod Assembly

REF	PART NO.	DESCRIPTION	COMMENTS
	JA-82474	Check Rod Assembly	Includes items 4 and 6-9
1	JA-52031	Nut	
2	JA-54158	Washer	
3	J1001338	Washer	
4	JA-54141	Female Rod End Bearing	Left
5	JA-50282	Screw	
6	J1065689	Nut	
7	JA-27758	Check Rod	
8	JA-50434	Nut	
9	JA-53961	Female Rod End Bearing	Right
10	JA-50281	Screw	

## Table Assembly - Old Style



SCR1940P\_AJ1013

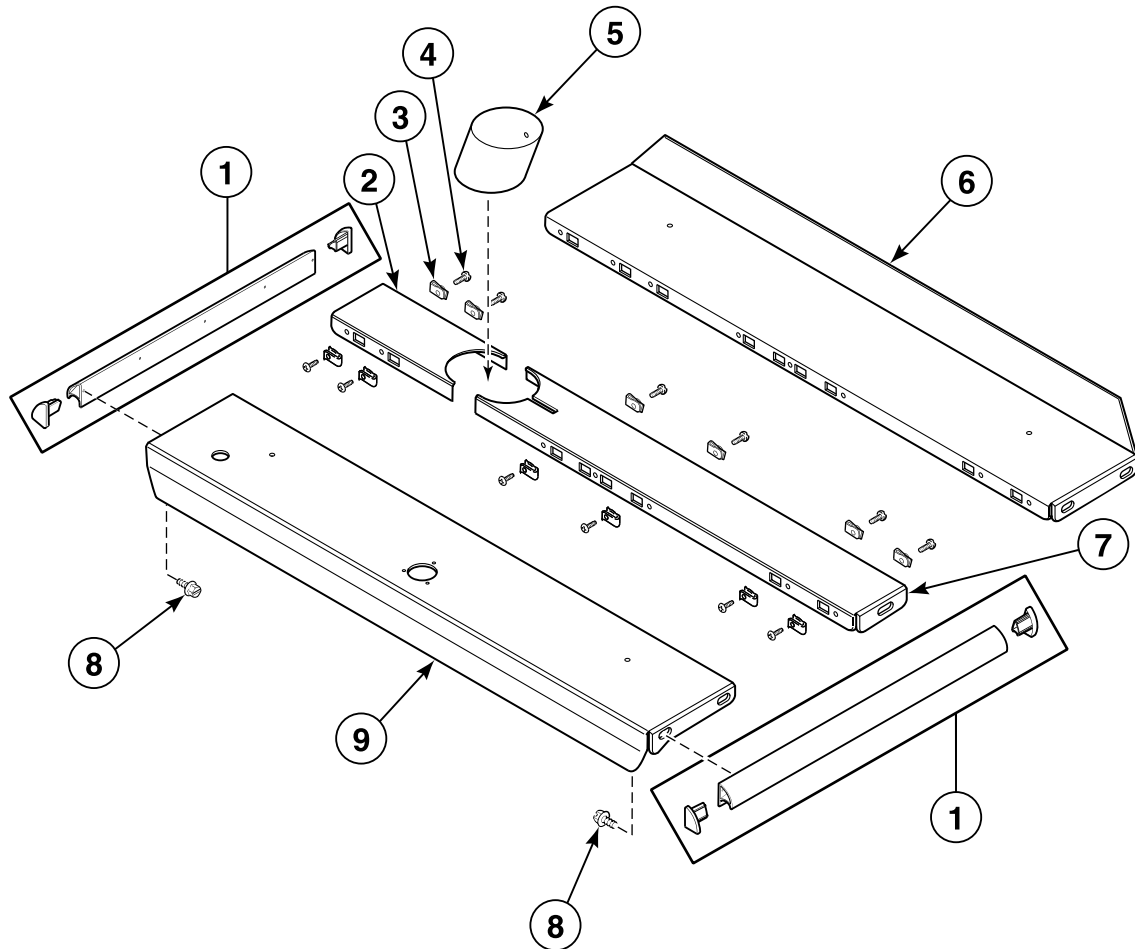
## Table Assembly - Old Style

REF	PART NO.	DESCRIPTION	COMMENTS
1	JA-25765	Table Guard	All models except ADCB18, ADCHB18, AHOU45, DCB18, DCHB18 and HOU45
	N/A	Table Guard	Models AHOU45 and HOU45
	N/A	Table Guard	Models ADCB18, ADCHB18, DCB18 and DCHB18
2	J200029902	Table Assembly	All models except AAOUB45, ADCB18, ADCHB18, AHOU45, AOUB45, DCB18, DCHB18 and HOU45
	N/A	Press Table Assembly	Left; Models ADCHB45 and DCHB45
	N/A	Press Table Assembly	Left; Models AAOUB45 and AOUB45
	J1503010	Press Table Final Assembly	Models AAOUB45 and AOUB45
	J1470053	Press Table Assembly	Models AHOU45 and HOU45
	J1475979	Wood Table	Models ADCB18, ADCHB18, DCB18 and DCHB18
3	JA-52524	Screw	
4	N/A	Bracket	Models ADCB18, ADCHB18, DCB18 and DCHB18
	N/A	Table Bracket	All other models
5	JC-64750	Screw	4 required; All models except AHOU45 and HOU45
6	JC-80513	Washer	
7	J1185073	Washer	
8	20275	Nut	4 required
9	J1483643	Table Support Angle Bracket	All models except AAOUB45, ADCB18, ADCHB18, AHOU45, AOUB45, DCB18, DCHB18 and HOU45
	N/A	Front Angle	Left; Models ADCHB45 and DCHB45
	JA-27773	Table Angle	Left; Models AAOUB45 and AOUB45
	N/A	Front Table Support Angle	Models AAOUB45 and AOUB45
	N/A	Front Angle	Models AHOU45 and HOU45
	N/A	Front Support Angle	Models ADCB18, ADCHB18, DCB18 and DCHB18
10	70142	Nut	4 required; Models AHOU45 and HOU45
11	J1370352	Table Bracket	Models AHOU45 and HOU45
12	J1483304	Rear Table Support Angle	All models except AAOUB45, ADCB18, ADCHB18, AHOU45, AOUB45, DCB18, DCHB18 and HOU45
	N/A	Rear Table	Left; Models ADCHB45 and DCHB45
	JA-26065	Table Angle	Left; Models AAOUB45 and AOUB45
	N/A	Rear Table Support Angle	Models AAOUB45 and AOUB45
	N/A	Rear Angle	Models AHOU45 and HOU45
	J1507409	Rear Support Angle	Models ADCB18, ADCHB18, DCB18 and DCHB18
13	J1001049	Washer	Models AHOU45 and HOU45
14	M400056	Screw	4 required; Models AHOU45 and HOU45
15	J1238518	Screw	

N/A = Part no longer available

# Stainless Steel Table Assembly - All Models Except AAOUB45, AHOU45, AOUB45 and HOUB45

Replaces Old Style Tables



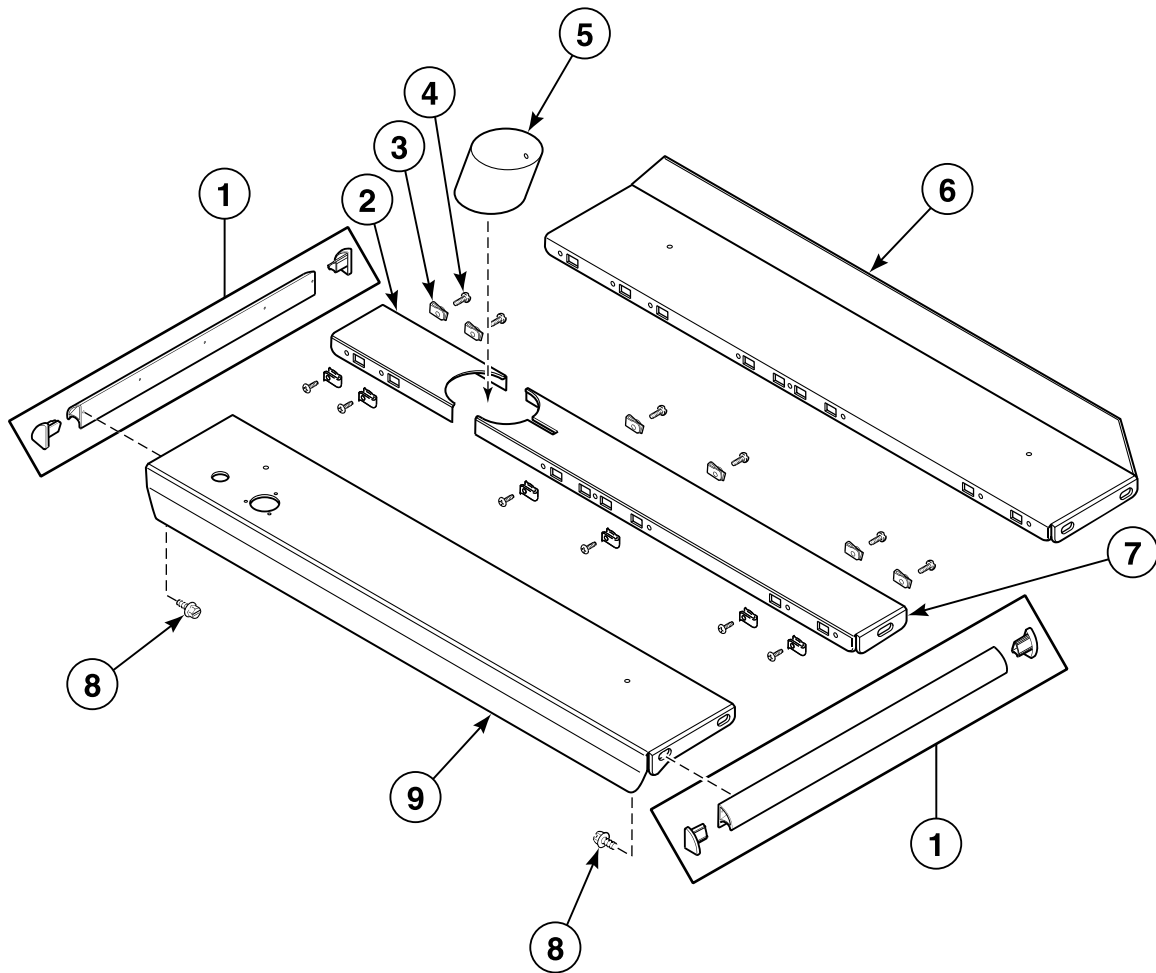
SCR1451K\_AJ1013

## Stainless Steel Table Assembly - All Models Except AAOUB45, AHOU45, AOUB45 and HOUB45

REF	PART NO.	DESCRIPTION	COMMENTS
	J200029912	Table Assembly	Models ADCB18, ADCHB18, DCB18 and DCHB18
	J200029902	Table Assembly	All models except ADCB18, ADCHB18, DCB18 and DCHB18
<b>1</b>	70154401	Handle and Caps Assembly	2 required
<b>2</b>	J0636942-00	Short Center Table	Models ADCB18, ADCHB18, DCB18 and DCHB18
	J0636940-00	Short Center Table	All models except ADCB18, ADCHB18, DCB18 and DCHB18
<b>3</b>	36020	Nut	Models ADCB18, ADCHB18, DCB18 and DCHB18 8 required; Models ADCB43, ADCB446, ADCB446SE, ADCB45, ADCFB446, ADCFB446SE, ADCHB446, ADCHB446SE, ADCHB45, ADCHFB446, ADCHFB446SE, DCB43, DCB446, DCB446SE, DCB45, DCFB446, DCFB446SE, DCHB446, DCHB446SE, DCHB45, DCHFB446 and DCHFB446SE 12 required
<b>4</b>	J1185107	Screw	Models ADCB18, ADCHB18, DCB18 and DCHB18 8 required; Models ADCB43, ADCB446, ADCB446SE, ADCB45, ADCFB446, ADCFB446SE, ADCHB446, ADCHB446SE, ADCHB45, ADCHFB446, ADCHFB446SE, DCB43, DCB446, DCB446SE, DCB45, DCFB446, DCFB446SE, DCHB446, DCHB446SE, DCHB45, DCHFB446 and DCHFB446SE 12 required
<b>5</b>	J0637257-00	Anvil Cover Assembly	Models ADCB18, ADCHB18, DCB18 and DCHB18
	J0637253-00	Anvil Cover Assembly	All models except ADCB18, ADCHB18, DCB18 and DCHB18
<b>6</b>	J0636936-00	Rear Table	Models ADCB18, ADCHB18, DCB18 and DCHB18
	J0636939-00	Rear Table	All models except ADCB18, ADCHB18, DCB18 and DCHB18
<b>7</b>	J0636938-00	Long Center Table	Models ADCB18, ADCHB18, DCB18 and DCHB18
	J0636941-00	Long Center Table	All models except ADCB18, ADCHB18, DCB18 and DCHB18
<b>8</b>	J1414788	Screw	10 required
<b>9</b>	J0636923-00	Front Table	Models ADCB18, ADCHB18, DCB18 and DCHB18
	J0636925-00	Front Table	All models except ADCB18, ADCHB18, DCB18 and DCHB18

# Stainless Steel Table Assembly - Models AAOUB45 and AOUB45 Right

Replaces Old Style Tables



SCR1458K\_AJ1013

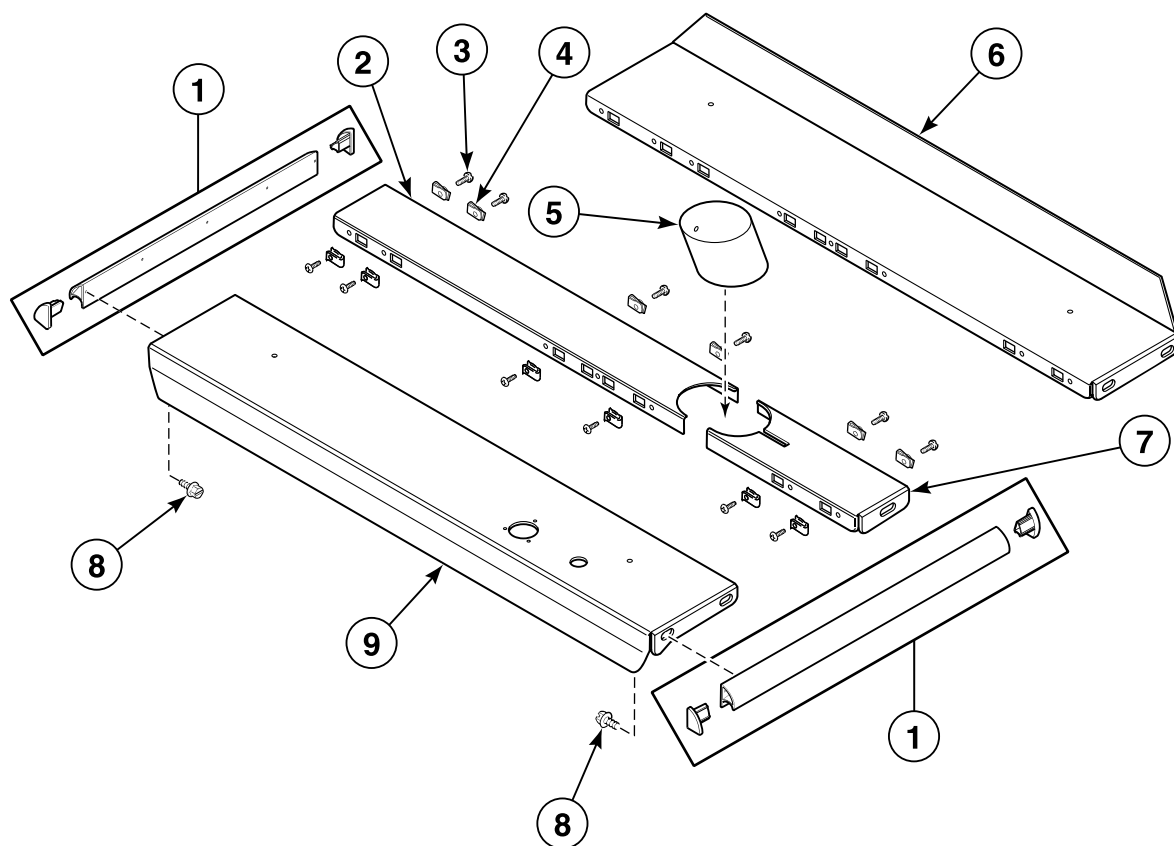


## Stainless Steel Table Assembly - Models AAOUB45 and AOUB45 Right

REF	PART NO.	DESCRIPTION	COMMENTS
	J200029908	Table Assembly	
1	70154401	Handle and Caps Assembly	2 required
2	J0636942-00	Short Center Table	
3	36020	Nut	12 required
4	J1185107	Screw	12 required
5	J0637255-00	Anvil Cover Assembly	
6	J0636939-00	Rear Table	
7	J0636943-00	Long Center Table	
8	J1414788	Screw	10 required
9	J0636930-00	Front Table	

# Stainless Steel Table Assembly - Models AAOUB45, ADCHB45, AOUB45 and DCHB45 Left

Replaces Old Style Tables



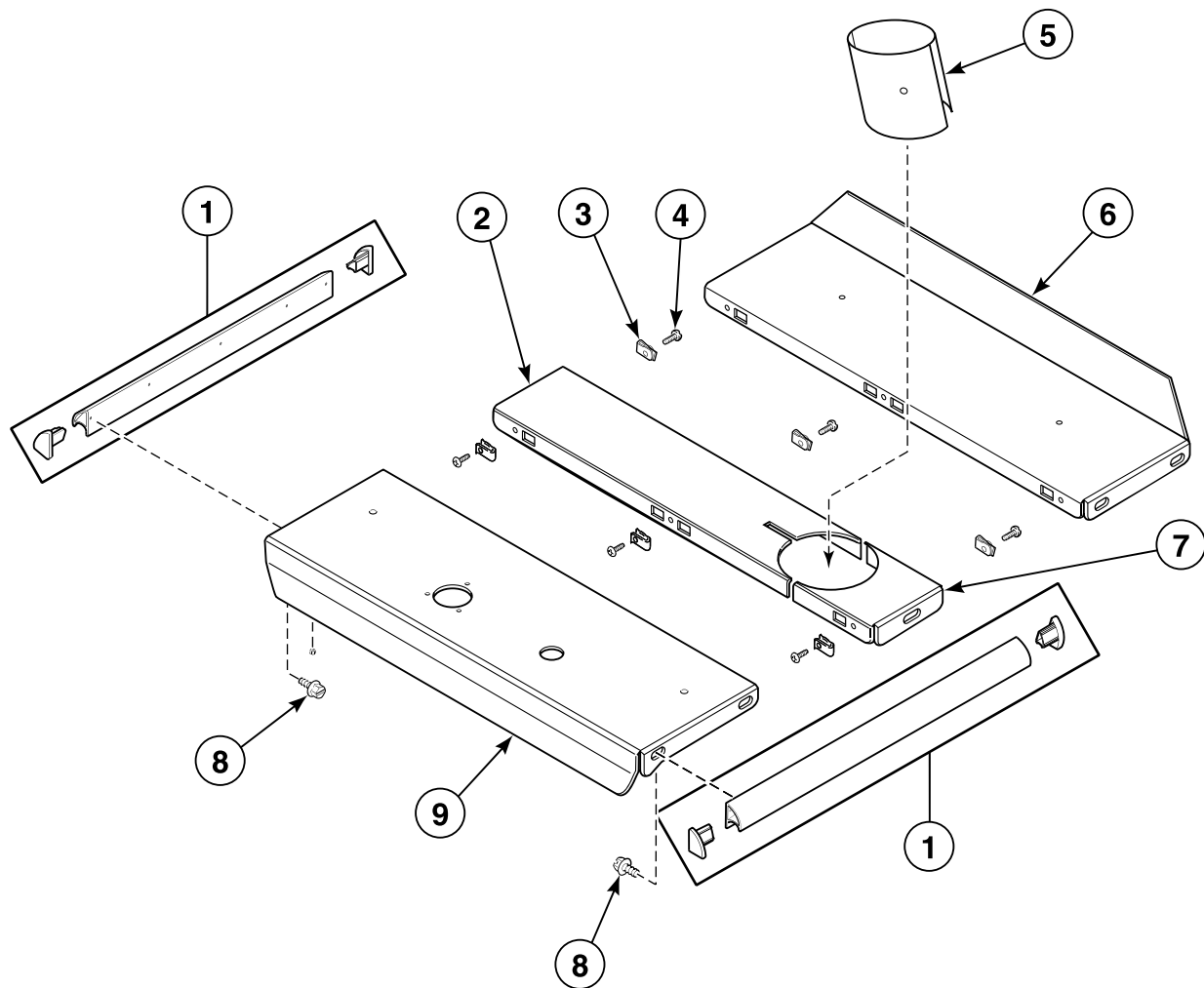
SCR1465K\_AJ1013

## Stainless Steel Table Assembly - Models AAOUB45, ADCHB45, AOUB45 and DCHB45 Left

REF	PART NO.	DESCRIPTION	COMMENTS
	J200029910	Table Assembly	Models AAOUB45 and AOUB45; Left
	J200029905	Table Assembly	Models ADCHB45 and DCHB45; Left
1	70154401	Handle and Caps Assembly	2 required
2	J0636941-00	Long Center Table	
3	J1185107	Screw	12 required
4	36020	Nut	12 required
5	J0637253-00	Anvil Cover Assembly	
6	J0636939-00	Rear Table	
7	J0636943-00	Long Center Table	
8	J1414788	Screw	10 required
9	J0636929-00	Front Table	

# Stainless Steel Table Assembly - Models AH0UB45 and H0UB45 Left

Replaces Old Style Tables



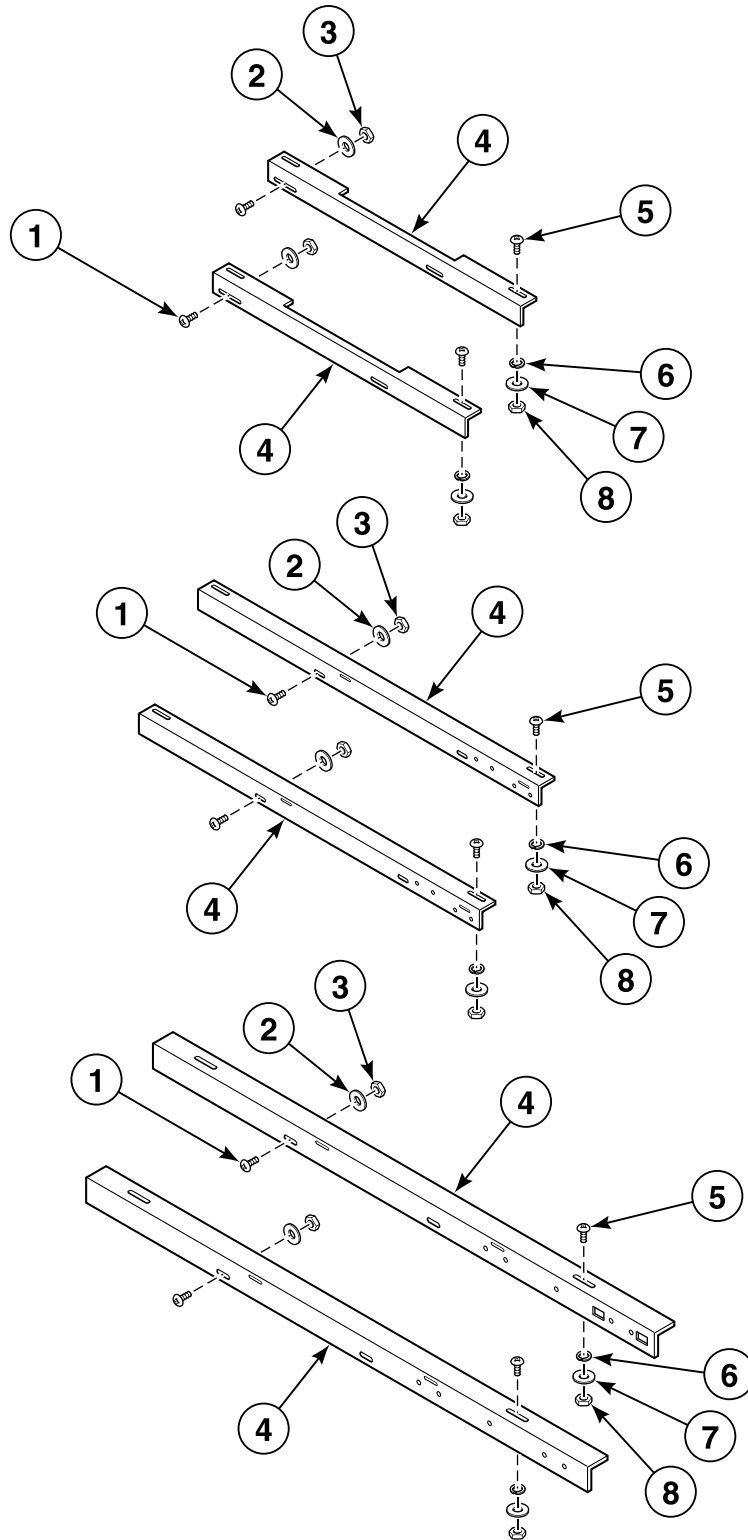
SCR1466K\_AJ1013

## Stainless Steel Table Assembly - Models AH0UB45 and H0UB45 Left

REF	PART NO.	DESCRIPTION	COMMENTS
	J200029915	Table Assembly	
1	70154401	Handle and Caps Assembly	2 required
2	J0636945-00	Short Center Table	
3	36020	Nut	6 required
4	J1185107	Screw	6 required
5	J0637255-00	Anvil Cover Assembly	
6	J0636944-00	Rear Table	
7	J0636942-00	Short Center Table	
8	J1414788	Screw	10 required
9	J0636931-00	Front Table	

# Table Angle and Attaching Hardware

Replaces Old Style Angles Used with Old Style Tables

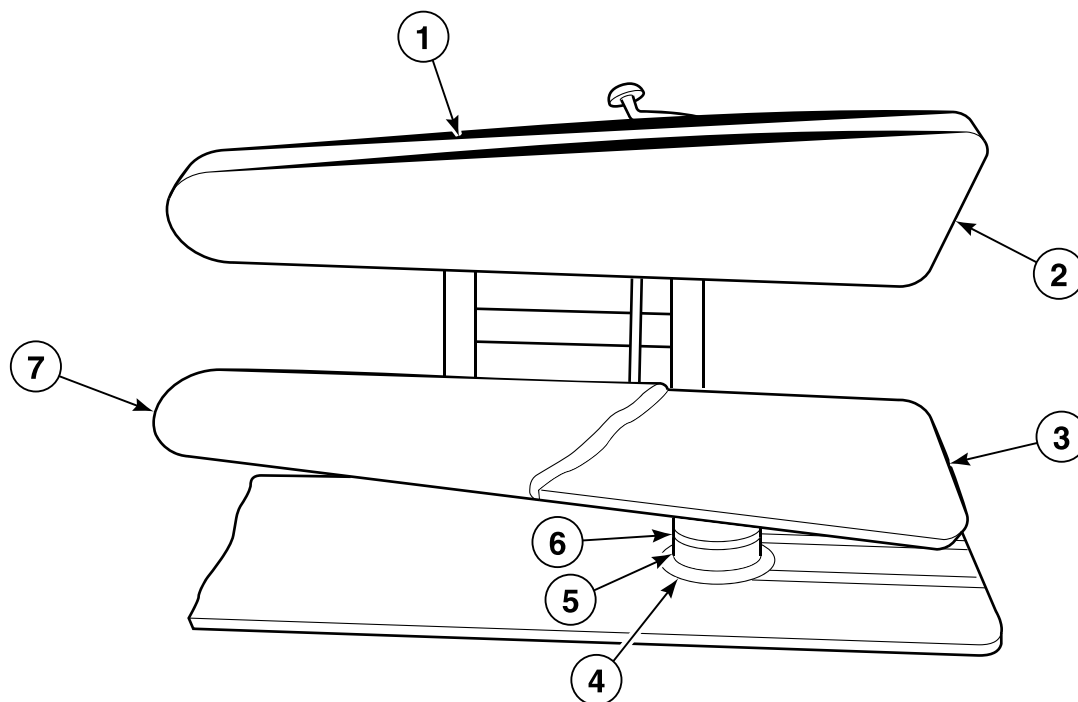


SCR1785B\_AJ1013

## Table Angle and Attaching Hardware

REF	PART NO.	DESCRIPTION	COMMENTS
1	M400056	Screw	4 required
2	F430304	Washer	8 required
3	F430233	Nut	4 required
4	J0636946-00	Table Angle	2 required; Models ADCB18, ADCHB18, DCB18 and DCHB18
	J0637129-00	Table Angle	2 required; Models AHoub45 and HOUB45
	J0636947-00	Table Angle	2 required; All other models
5	F432234	Screw	4 required
6	M400013	Washer	4 required
7	JC-80583	Washer	4 required
8	20275	Nut	4 required

# Head, Buck, and Table Assembly (Drawing 1 of 2)



SCR1941P\_AJ1013

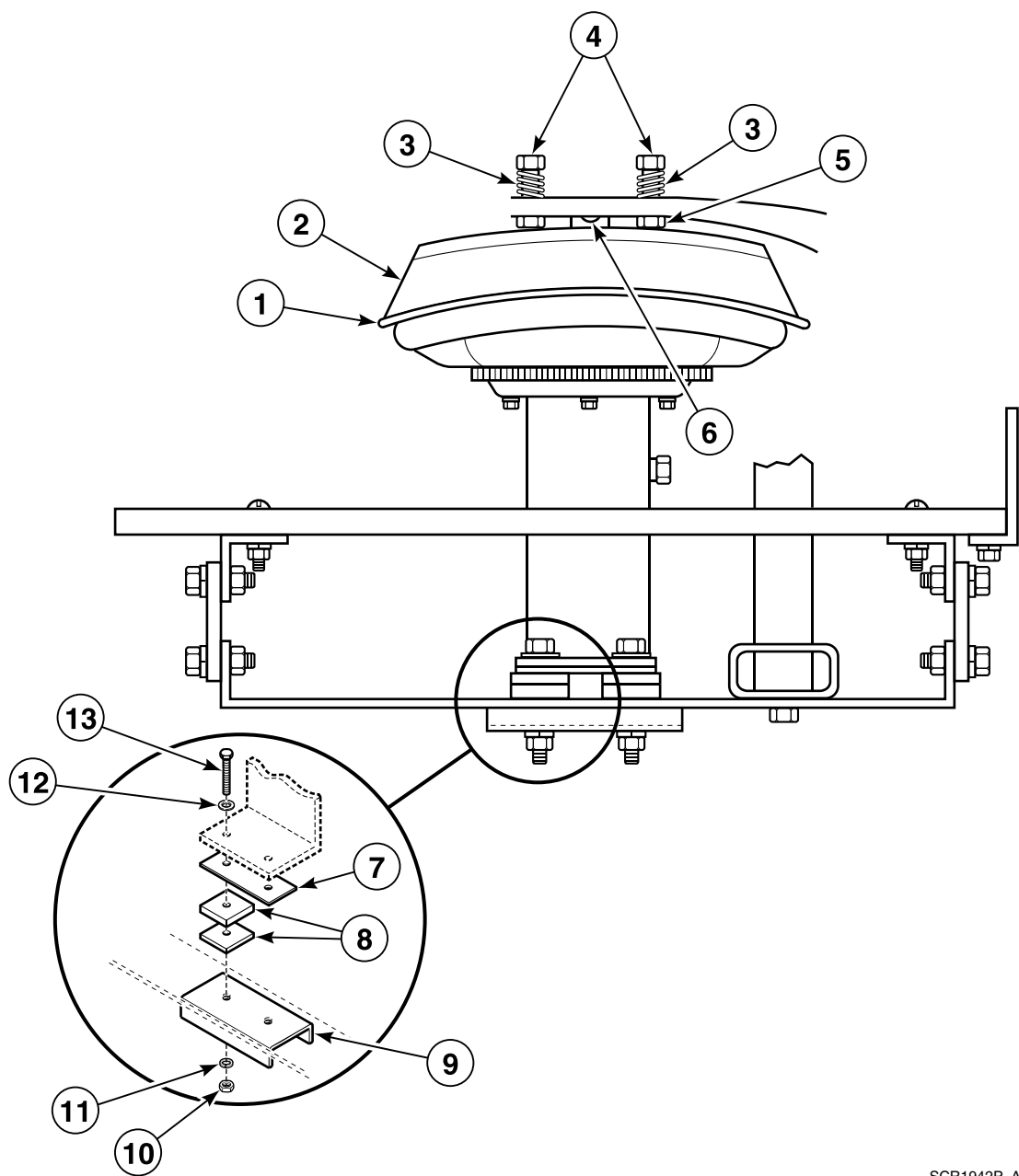


## Head, Buck, and Table Assembly (Drawing 1 of 2)

REF	PART NO.	DESCRIPTION	COMMENTS
1	N/A	Head Weldment	Models ADCHB446SE, ADCHFB446SE, DCHB446SE and DCHFB446SE
	J1626811	Head Weldment	Models ADCHB446, ADCHFB446, DCHB446 and DCHFB446
	J1466606	Head Weldment	Models ADCHB45 and DCHB45
	N/A	Head Weldment	Left; Models ADCHB45 and DCHB45
	JA-81919	Head Weldment	Models ADCB446SE, ADCFB446SE, DCB446SE and DCFB446SE
	JA-81914	Head Weldment	Models ADCB446, ADCFB446, DCB446 and DCFB446
	JA-82136	Head Weldment	Left; Models AAOUB45 and AOUB45
	N/A	Right Head Weldment	Models AAOUB45 and AOUB45
	J1314194	Head Weldment	Models AHOU45 and HOU45
	J1515113	Head Weldment	Models ADCHB18 and DCHB18
	J1017375	Head Weldment	Models ADCB18 and DCB18
	JA-81917	Head Weldment	Models ADCB43 and DCB43
	JA-81924	Head Weldment	Models ADCB45 and DCB45
2	J1355841	Cover Grid Plate	Cloth; Models AAOUB45, ADCB45, AOUB45 and DCB45
	N/A	Grid Plate	Metal; Models AAOUB45 and AOUB45
	JA-51684	Grid Plate	Metal; Models ADCB45 and DCB45
	N/A	Grid Plate	Metal; Models ADCB18 and DCB18
	J1265933	Grid Plate	Cloth; Models ADCB18 and DCB18
	J1355858	Cover Grid Plate	Cloth; Models ADCB43 and DCB43
	J1265966	Cover Grid Plate	Cloth; Models ADCB446, ADCFB446, DCB446 and DCFB446
	J1265974	Cover Grid Plate	Cloth; Models ADCB446SE, ADCFB446SE, DCB446SE and DCFB446SE
3	N/A	Buck Weldment	Models ADCHB446SE, ADCHFB446SE, DCHB446SE and DCHFB446SE
	J1629278	Buck Weldment	Models ADCHB446, ADCHFB446, DCHB446 and DCHFB446
	JA-82116P	Buck Weldment	Models ADCB45, ADCHB45, DCB45 and DCHB45
	JA-82012P	Buck Weldment	Models AAOUB45, AHOU45, AOUB45 and HOU45
	JA-82120	Buck Weldment	Models ADCB446SE, ADCFB446SE, DCB446SE and DCFB446SE
	JA-82119P	Buck Weldment	Models ADCB446, ADCFB446, DCB446 and DCFB446
	J1061753P	Buck Weldment	Models ADCB18, ADCHB18, DCB18 and DCHB18
	N/A	Buck Weldment	Models ADCB43 and DCB43
4	JA-51361	Moulding Ring	All models except AAOUB45, ADCB18, ADCHB18, AHOU45, AOUB45, DCB18, DCHB18 and HOU45
5	J0637253-00	Anvil Cover Assembly	Models ADCB18, ADCHB18, DCB18 and DCHB18
	N/A	Anvil Insulation	Models AAOUB45, AHOU45, AOUB45 and HOU45
	JA-08688	Anvil Cover Assembly	All other models
6	N/A	Snap Clamp	Models AAOUB45, AHOU45, AOUB45 and HOU45
7	JA-53199	Padding Set	Nylon; Models AAOUB45, ADCB45, ADCHB45, AHOU45, AOUB45, DCB45, DCHB45 and HOU45
	JA-53547	Padding Set	Nylon; Models ADCB446SE, ADCFB446SE, ADCHB446SE, ADCHFB446SE, DCB446SE, DCFB446SE, DCHB446SE and DCHFB446SE
	JA-53520	Padding Set	Nylon; Models ADCB446, ADCFB446, ADCHB446, ADCHFB446, DCB446, DCFB446, DCHB446 and DCHFB446
	JA-53172	Padding Set	Nylon; Models ADCB18, ADCHB18, DCB18 and DCHB18
	J1047166	Padding Set	Nylon; Models ADCB43 and DCB43
	JA-04315	Padding Set	Cotton; Models ADCB43 and DCB43

**N/A = Part no longer available**

# Head, Buck, and Table Assembly (Drawing 2 of 2)



SCR1942P\_AJ1013

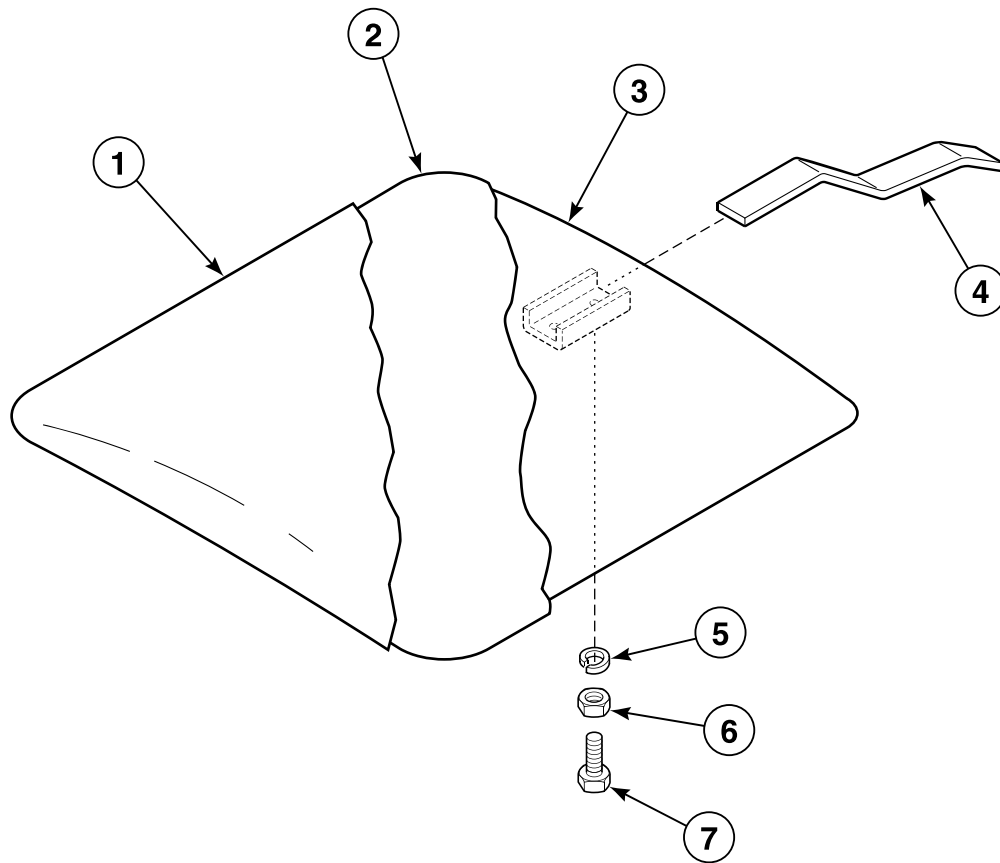
## Head, Buck, and Table Assembly (Drawing 2 of 2)

REF	PART NO.	DESCRIPTION	COMMENTS
1	JA-82938	Insulation Cover Assembly	Models AAUB45, AHUB45, AUB45 and HUB45
2	N/A	Head Cover	Models ADCHB446SE, ADCHFB446SE, DCHB446SE and DCHFB446SE
	J1629567	Head Cover	Models ADCHB446, ADCHFB446, DCHB446 and DCHFB446
	J1468594	Head Cover	Models ADCHB45 and DCHB45
	N/A	Head Cover	Left; Models ADCHB45 and DCHB45
	JA-27264	Head Cover	Models ADCB446SE, ADCFB446SE, DCB446SE and DCFB446SE
	JA-27504	Head Cover	Models ADCB446, ADCFB446, DCB446 and DCFB446
	JA-22281	Head Cover	Left; Models AAUB45 and AUB45
	JA-25687	Head Cover	Models AAUB45 and AUB45
	N/A	Head Cover	Models AHUB45 and HUB45
	J1515188	Head Cover	Models ADCHB18 and DCHB18
	J1036680	Head Cover	Models ADCB18 and DCB18
	JA-27495	Head Cover	Models ADCB43 and DCB43
	JA-27494	Head Cover	Models ADCB45 and DCB45
3	JA-51340	Compression Spring	
4	JC-62496	Screw	
5	JA-52395	Nut	
6	N/A	Head Spacer	
7	J1122969	Buck Alignment Shim	1/16 inch
	J1122977P	Buck Alignment Shim Kit	1/8 inch
8	JA-28147	Anvil Spacer	3/8 inch
	JA-28148	Anvil Spacer	1/8 inch
	JA-28149	Anvil Spacer	1/4 inch
9	N/A	Buck Spacer	
10	J1000850	Nut	
11	91200	Washer	
12	J1001338	Washer	
13	H88001565	Screw	

**N/A = Part no longer available**

## Pants Rest Assembly

Models ADCB446, ADCB446SE, ADCFB446, ADCFB446SE, ADCHB446, ADCHB446SE, ADCHFB446, ADCHFB446SE, DCB446, DCB446SE, DCFB446, DCFB446SE, DCHB446, DCHB446SE, DCHFB446 and DCHFB446SE



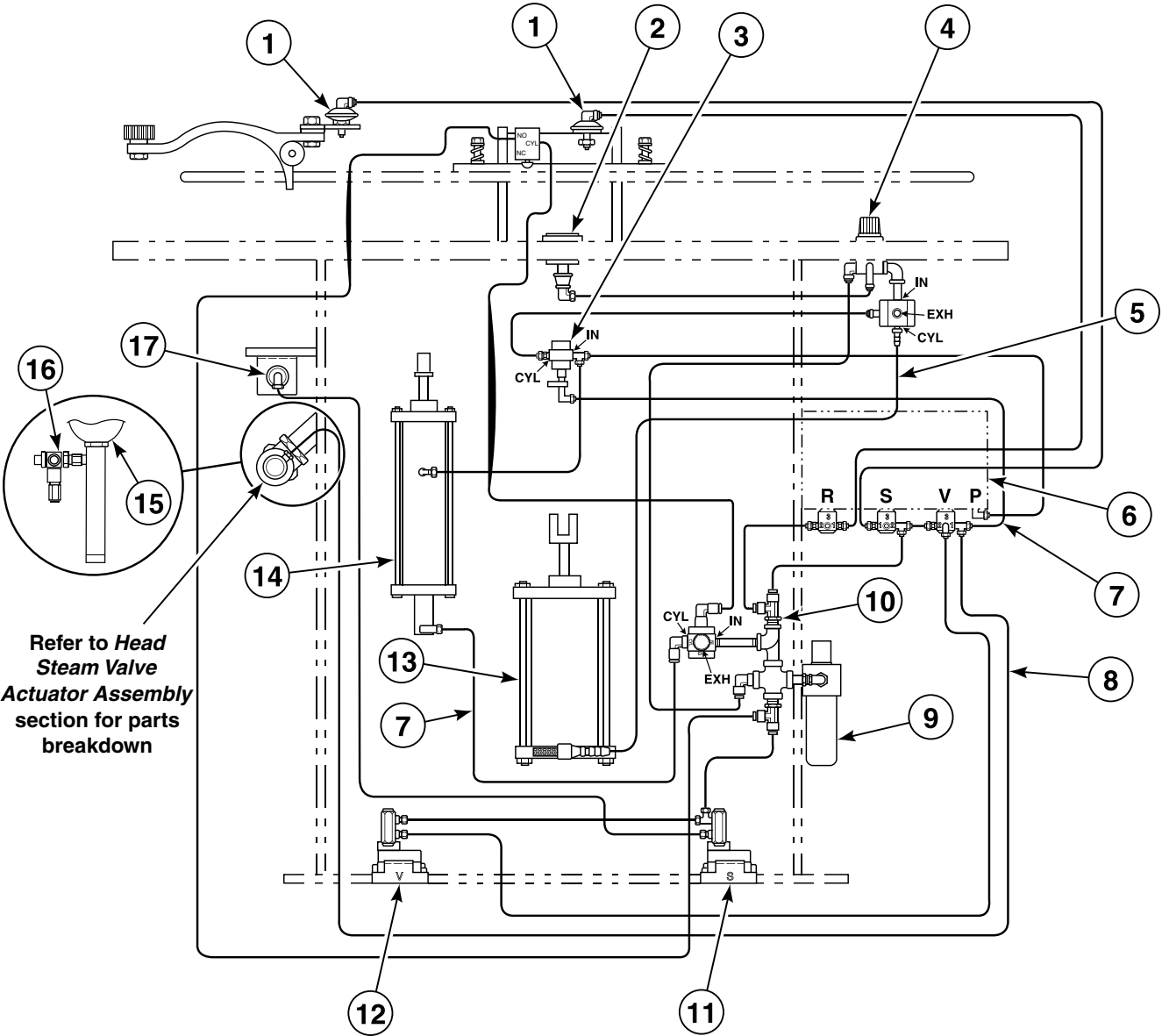
SCR1511P\_AJ1013

## Pants Rest Assembly

REF	PART NO.	DESCRIPTION	COMMENTS
	J1632074	Pants Rest Assembly	Includes items 1-7
1	N/A	Pants Rest Cover	
2	N/A	Pants Rest Padding	
3	N/A	Pants Rest Weldment	
4	N/A	Pants Rest Bar	
5	J1001007	Washer	2 required
6	20275	Nut	2 required
7	J1001726	Screw	2 required

**N/A = Part no longer available**

Air Schematic - Models with Programmer



Refer to Head  
Steam Valve  
Actuator Assembly  
section for parts  
breakdown

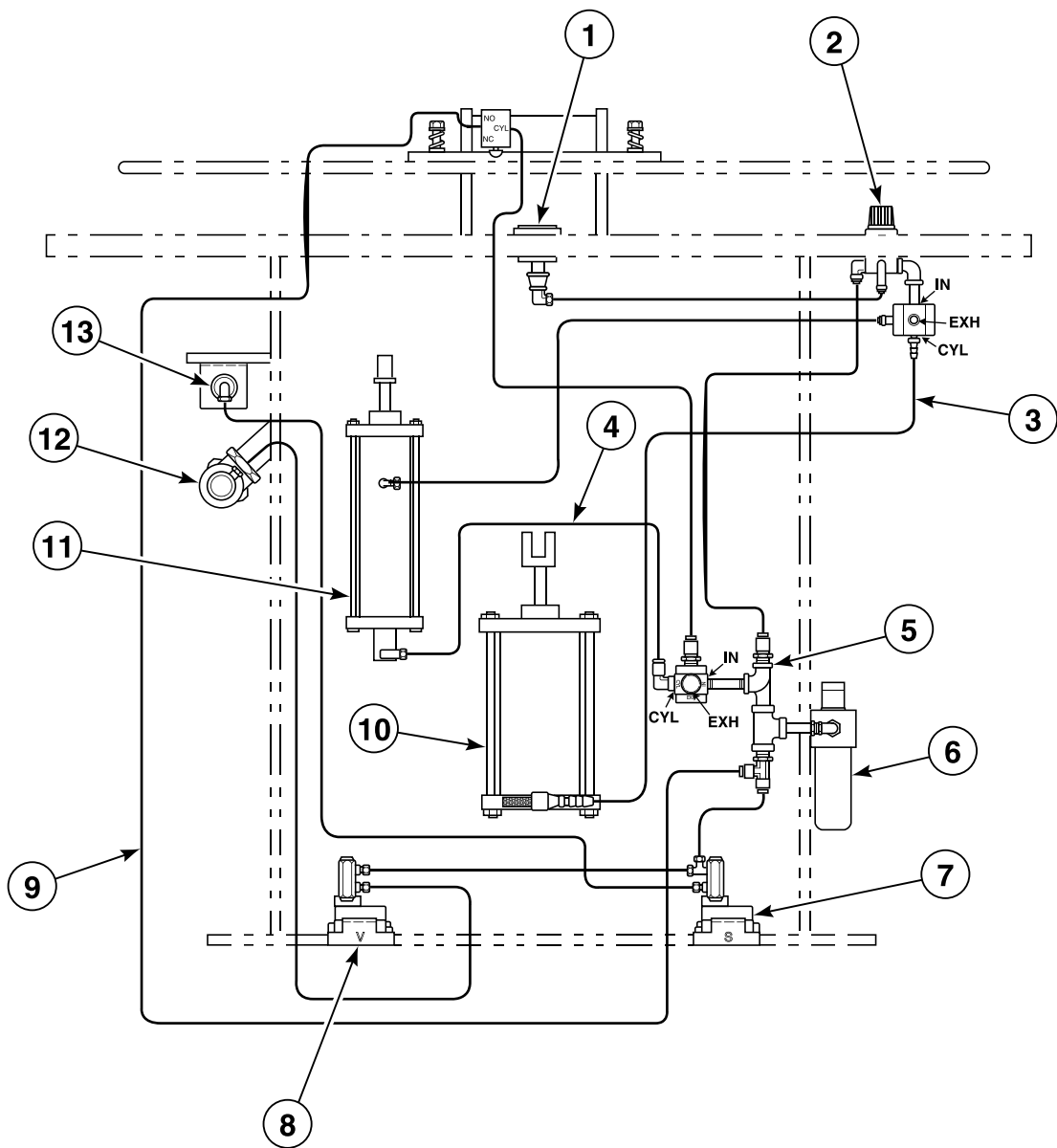
SCR1932P\_AJ1013

## Air Schematic - Models with Programmer

REF	PART NO.	DESCRIPTION	COMMENTS
1	J1572957	Diaphragm Assembly	2 required; Refer to <i>Diaphragm Assembly</i> section for parts breakdown
2	J1575638P	Air Gauge Assembly	Refer to <i>Air Gauge Assembly</i> section for parts breakdown
3	J1575372	Dump Valve and Fittings Assembly	Refer to <i>Dump Valve and Fittings Assembly</i> section for parts breakdown
4	J1575653	Regulator Assembly	Refer to <i>Regulator Assembly</i> section for parts breakdown
5	J1356625	Air Hose	1/4 inch ID; 36 inches long
6	N/A	Control Assembly	Refer to <i>Control Assembly</i> section for parts breakdown
7	J0141711-00	Tubing	3/8 inch OD
8	J1103970-00P	Tubing	1/4 inch OD
9	J1557479P	Filter/Regulator/Lubricator Assembly	Refer to <i>Filter/Regulator/Lubricator Assembly</i> section for parts breakdown
10	N/A	Air Inlet Assembly	Refer to <i>Air Inlet Assembly</i> section for parts breakdown
11	J1575380	Pedal Base Assembly	Refer to <i>Steam Pedal Base Assembly</i> section for parts breakdown
12	J1575414	Vacuum Pedal Base Assembly	Refer to <i>Vacuum Pedal Base Assembly</i> section for parts breakdown
13	J0798873	Pressing Cylinder Retrofit Kit	Refer to <i>Pressing Cylinder Assembly</i> section for parts breakdown; Models ADCHFB446, ADCHFB446SE, DCHFB446 and DCHFB446SE
	J0798872	Retrofit Kit	Refer to <i>Pressing Cylinder Assembly</i> section for parts breakdown; All other models
14	J1538784	Air Cylinder and Fitting Assembly	Refer to <i>Closing Air Cylinder and Fitting Assembly</i> section for parts breakdown
15	J200175000P	Air Vacuum Valve Assembly	Refer to <i>Air Vacuum Valve Assembly</i> section for parts breakdown
16	J1455781	Swivel Flow Control Valve	
17	J1576214	Steam Actuating Assembly	Refer to <i>Steam Valve Actuator Assembly</i> section for parts breakdown

**N/A = Part no longer available**

Air Schematic - Models without Programmer



SCR1933P\_AJ1013

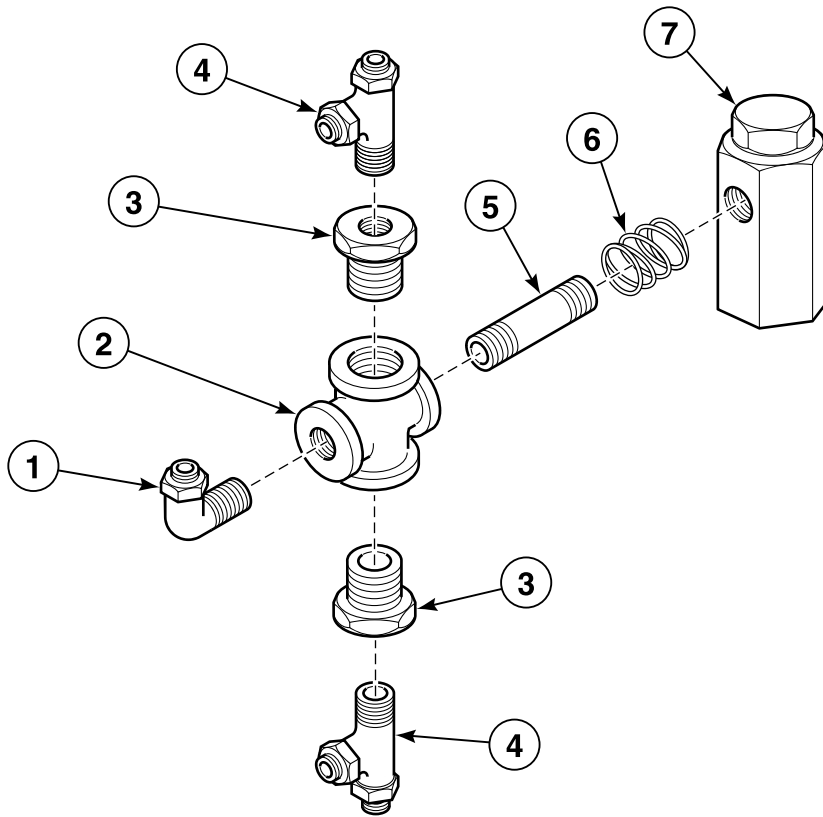


## Air Schematic - Models without Programmer

REF	PART NO.	DESCRIPTION	COMMENTS
1	J1575638P	Air Gauge Assembly	Refer to <i>Air Gauge Assembly</i> section for parts breakdown
2	J1575653	Regulator Assembly	Refer to <i>Regulator Assembly</i> section for parts breakdown
3	J1356625	Air Hose	1/4 inch ID; 36 inches long
4	J0141711-00	Tubing	3/8 inch OD
5	J1575976	Air Inlet Assembly	Refer to <i>Air Inlet Assembly</i> section for parts breakdown
6	J1557479P	Filter/Regulator/Lubricator Assembly	Refer to <i>Filter/Regulator/Lubricator Assembly</i> section for parts breakdown
7	J1575935	Steam Pedal Base Assembly	Models AA0UB45, AH0UB45, AOUB45 and HOUB45; Refer to <i>Steam Pedal Base Assembly</i> section for parts breakdown
	J1575380	Pedal Base Assembly	All other models; Refer to <i>Steam Pedal Base Assembly</i> section for parts breakdown
8	J1575927	Vacuum Pedal Base Assembly	Models AA0UB45, AH0UB45, AOUB45 and HOUB45; Refer to <i>Vacuum Pedal Base Assembly</i> section for parts breakdown
	J1575414	Vacuum Pedal Base Assembly	All other models; Refer to <i>Vacuum Pedal Base Assembly</i> section for parts breakdown
9	J1103970-00P	Tubing	1/4 inch OD
10	J0798873	Pressing Cylinder Retrofit Kit	Models ADCHB446 and DCHB446; Refer to <i>Pressing Cylinder Assembly</i> section for parts breakdown
	J0798872	Retrofit Kit	All other models; Refer to <i>Pressing Cylinder Assembly</i> section for parts breakdown
11	J1538784	Air Cylinder and Fitting Assembly	Refer to <i>Closing Air Cylinder and Fitting Assembly</i> section for parts breakdown
12	J200175000P	Air Vacuum Valve Assembly	Refer to <i>Air Vacuum Valve Assembly</i> section for parts breakdown
	N/A	Head Steam Valve Actuating Assembly	Refer to <i>Head Steam Valve Actuating Assembly</i> section for parts breakdown
13	J1576214	Steam Actuating Assembly	Refer to <i>Steam Valve Actuator Assembly</i> section for parts breakdown

N/A = Part no longer available

## Air Inlet Assembly - Models Through June 1997



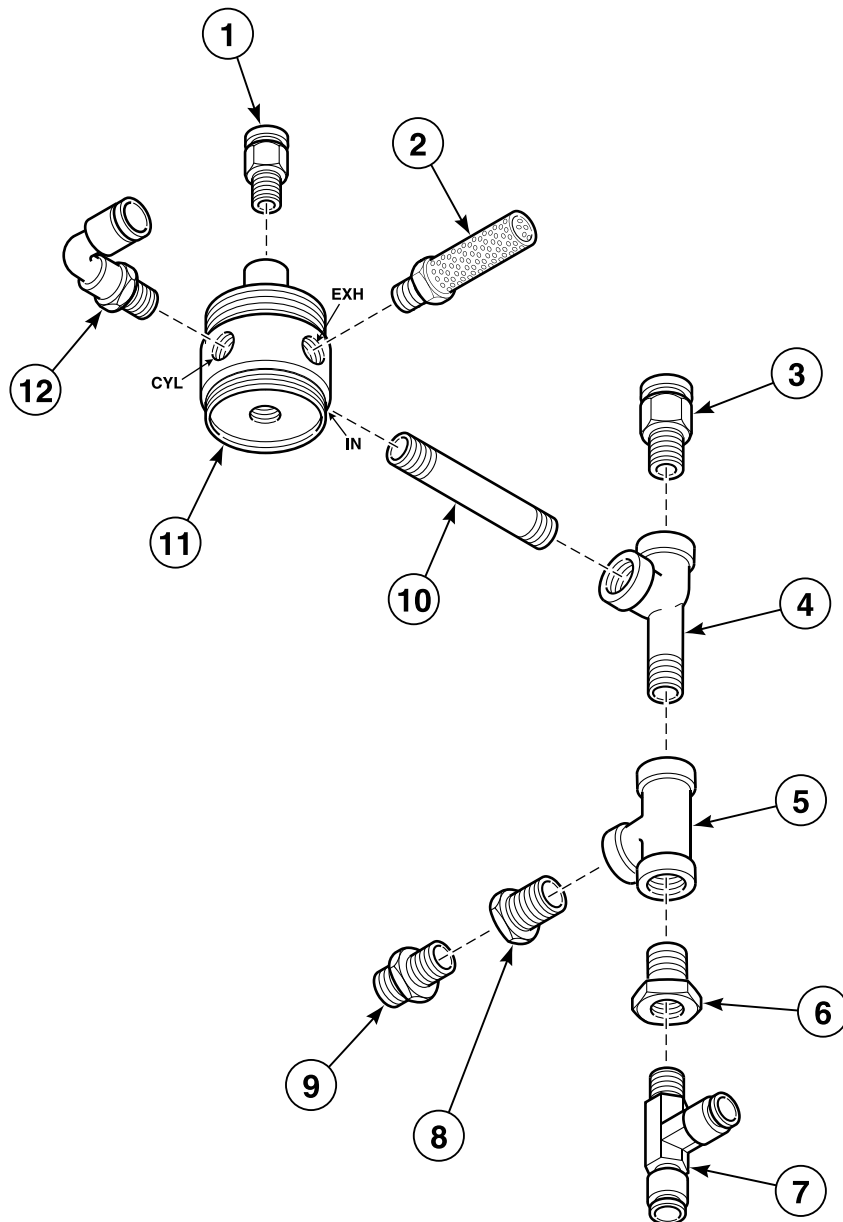
SCR1963P\_AJ1013

## Air Inlet Assembly - Models Through June 1997

REF	PART NO.	DESCRIPTION	COMMENTS
	N/A	Air Inlet Assembly	Includes items 1-7
1	J1151653	Compression Elbow	
2	J1184530	Pipe Cross	
3	JC-19609	Reducing Bushing	2 required
4	JA-52314	Male Compression Tee	2 required
5	J1026335-01	Pipe Nipple	
6	JA-51372	Compression Spring	
7	JA-00211	Air Strainer Assembly	Refer to <i>Air Strainer Assembly</i> section for parts breakdown

N/A = Part no longer available

## Air Inlet Assembly - Models without Programmer



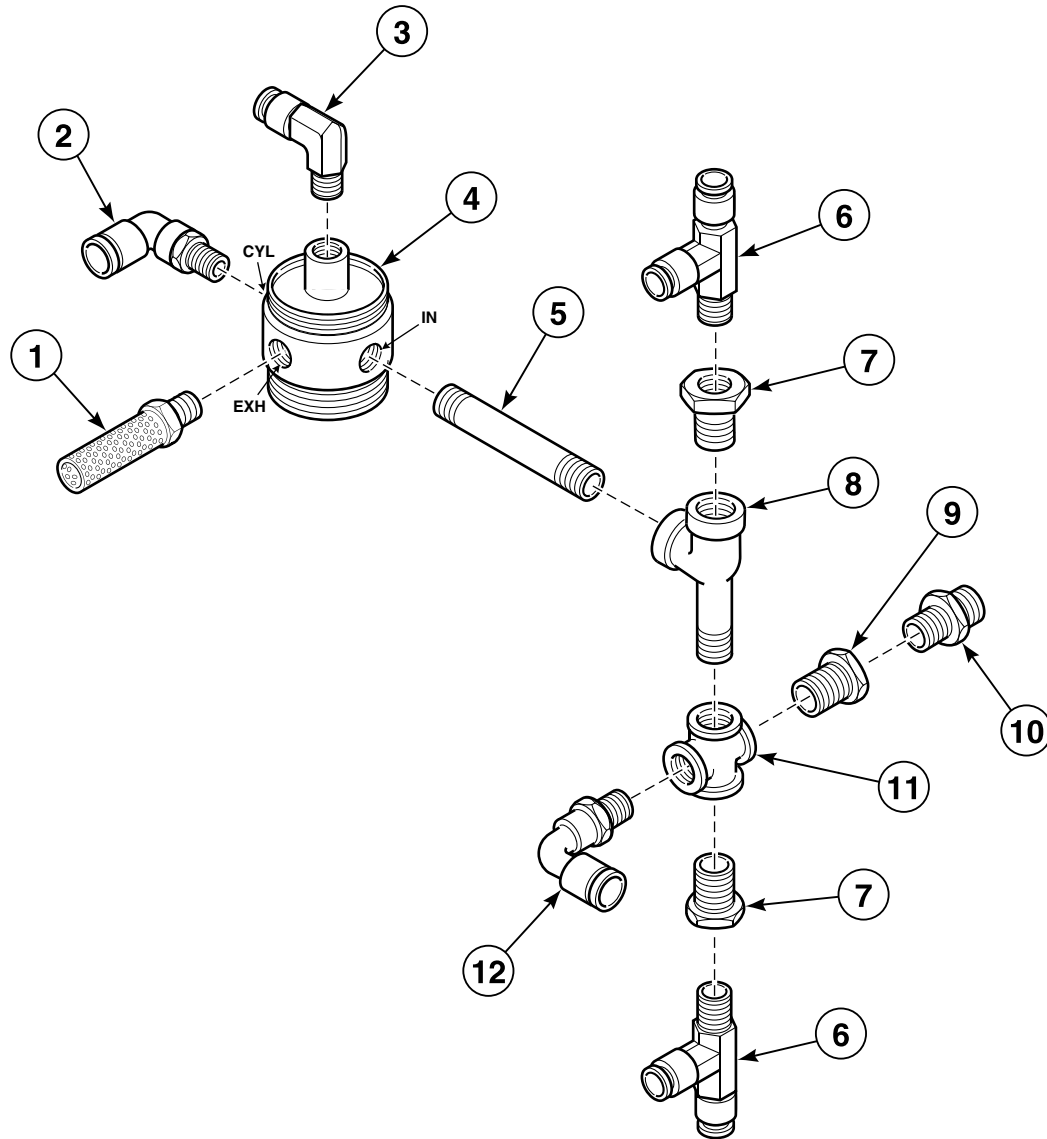
SCR1935P\_AJ1013

## Air Inlet Assembly - Models without Programmer

REF	PART NO.	DESCRIPTION	COMMENTS
	J1575976	Air Inlet Assembly	Includes items 1-12; Models starting July 1996
1	J1416759	Male Tubing Connector	Models through July 1996
	J1408004	Connector	Models starting July 1996
2	JA-53584	Air Muffler	
3	J1347525	Male Quick Connector	
4	N/A	Pipe Tee	
5	J1018415	Pipe Tee	
6	JC-19609	Reducing Bushing	
7	N/A	Male Tubing Tee	Models through July 1996
	J1438357	Quick Tubing Tee	Models starting July 1996
8	J115175201	Pipe Nipple	
9	J1482389	Pipe Bulkhead Fitting	
10	JC-4606101	Pipe Nipple	
11	JA-54354	3-Way Dump Valve	250A; NC
12	J1410323	Male Tubing Elbow	

N/A = Part no longer available

## Air Inlet Assembly - Models with Programmer



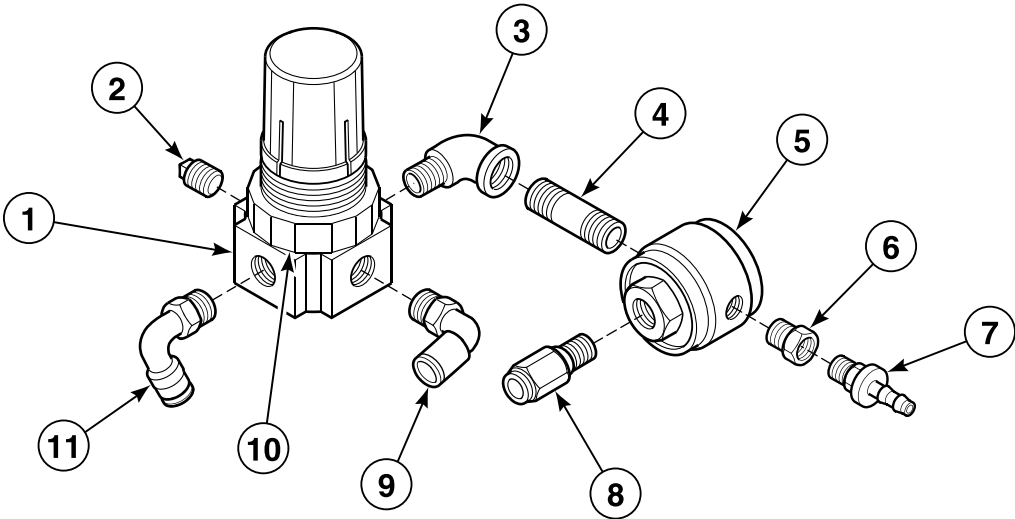
SCR1936P\_AJ1013

## Air Inlet Assembly - Models with Programmer

REF	PART NO.	DESCRIPTION	COMMENTS
1	JA-53584	Air Muffler	
2	J1410323	Male Tubing Elbow	
3	J1408012	Male Tubing Elbow	Models through July 1996
	J1407741	Swivel Tubing Elbow	Models starting July 1996
4	JA-54354	3-Way Dump Valve	250A; NC
5	JC-4606101	Pipe Nipple	
6	N/A	Male Tubing Tee	2 required; Models through July 1996
	J1438357	Quick Tubing Tee	2 required; Models starting July 1996
7	JC-19609	Reducing Bushing	2 required
8	N/A	Pipe Tee	
9	J115175201	Pipe Nipple	
10	J1482389	Pipe Bulkhead Fitting	
11	J1184530	Pipe Cross	
12	J1419811	Swivel Tubing Elbow	

**N/A = Part no longer available**

# Regulator Assembly



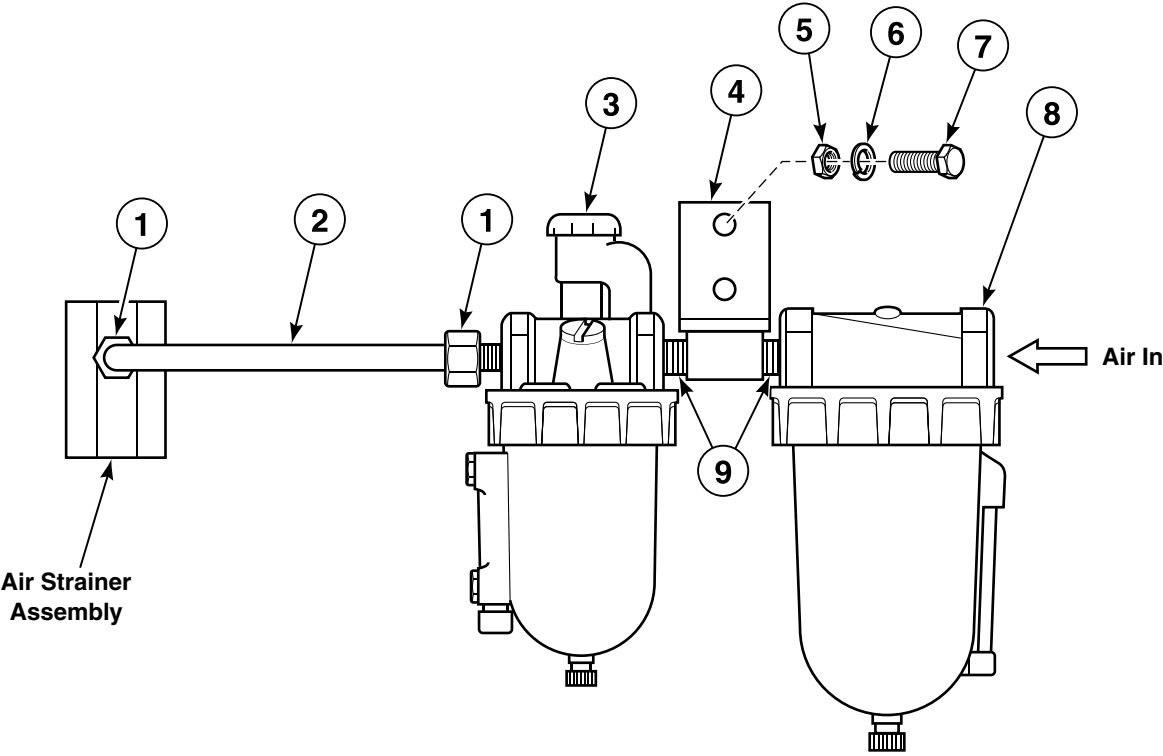
SCR498P\_AJ1013



## Regulator Assembly

REF	PART NO.	DESCRIPTION	COMMENTS
	J1425875	Regulator Assembly	Models ADCFB446, ADCFB446SE, DCFB446 and DCFB446SE through July 1996
	J1575653	Regulator Assembly	Models starting 1997; Includes items 1-11
	JKIT-00259	Regulator Kit	Models through July 1996
	J1459593	Table Top Regulator Assembly	Models starting July 1996 through 1997; Includes items 1-11
<b>1</b>	J1421981P	Relieving Air Regulator	
<b>2</b>	J1151794	Pipe Plug	
<b>3</b>	J1231521	Street Pipe Elbow	
<b>4</b>	J1026335-01	Pipe Nipple	
<b>5</b>	JA-54354	3-Way Dump Valve	NC
<b>6</b>	JC-19609	Reducing Bushing	
<b>7</b>	JA-54300	Barbed Hose Connector	Models starting 1997
	JA-11534	Barbed Hose Connector	Models through 1997
<b>8</b>	J1408004	Connector	Models starting July 1996
	J1151661	Compression Connector	Models through July 1996
<b>9</b>	J1407741	Swivel Tubing Elbow	Models starting July 1996
	JA-50770	Male Compression Elbow	Models through July 1996
<b>10</b>	J1421973	Nut	
<b>11</b>	J1419811	Swivel Tubing Elbow	Models starting July 1996
	J1151653	Compression Elbow	Models through July 1996

**Filter/Lubricator - Models ADCFB446, ADCFB446SE, DCFB446 and DCFB446SE Through June 1997**



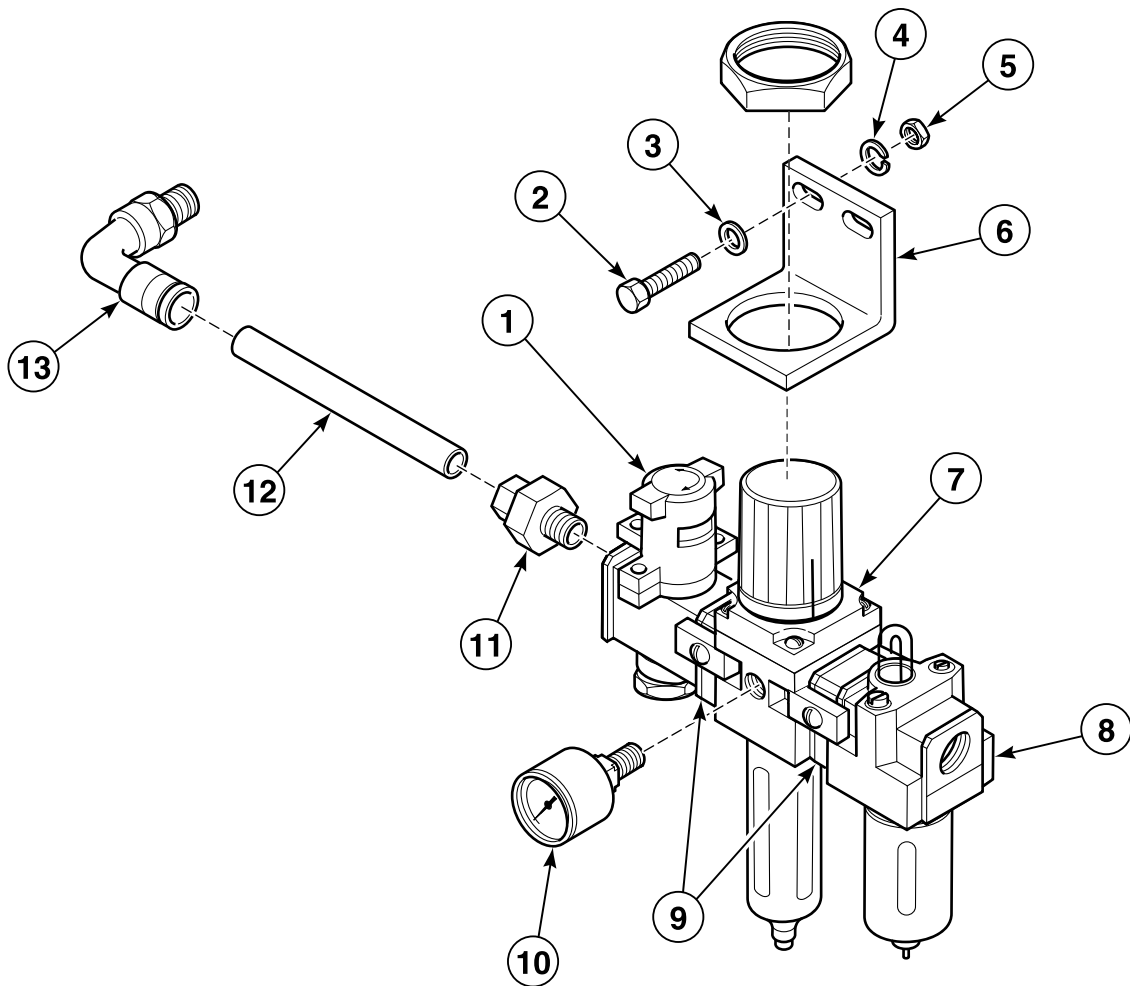
SCR1822P\_AJ1013

## Filter/Lubricator - Models ADCFB446, ADCFB446SE, DCFB446 and DCFB446SE Through June 1997

REF	PART NO.	DESCRIPTION	COMMENTS
	J1364322P	Filter/Lubricator Assembly	Includes items 1, 3, 4, 7 and 8
1	J200203500	Male Connector	2 required
2	JM-95923	Tubing	Use as required
3	J1141985	Lubricator	
4	J1362805	Coupling Weldment	
5	20275	Nut	2 required
6	03189	Washer	2 required
7	24233	Screw	2 required
8	J1028851	Compact Air Filter	
9	J115175201	Pipe Nipple	2 required

N/A = Part no longer available

# Filter/Regulator/Lubricator Assembly - Models Through November 2004



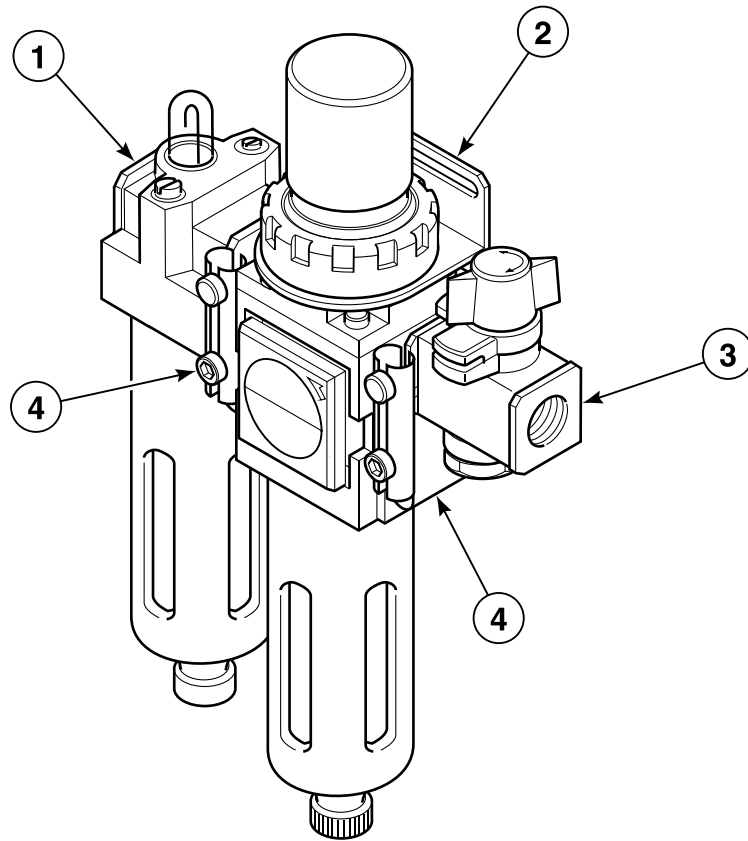
SCR1971P\_AJ1013

## Filter/Regulator/Lubricator Assembly - Models Through November 2004

REF	PART NO.	DESCRIPTION	COMMENTS
	J1557479P	Filter/Regulator/Lubricator Assembly	Includes items 1, 4 and 7-10
	J1637636	Filter/Regulator Maintenance Kit	Use with item 4
	J1637644	Filter/Regulator Auto Drain Kit	Use with item 4
	J1637628	Lubricator Maintenance Kit	Use with item 8
	J1647536	Air Lubricator Bowl	Use with item 8
<b>1</b>	J1557503	Lock-Out Valve	
<b>2</b>	N/A	Screw	2 required
<b>3</b>	J1001213	Washer	
<b>4</b>	J1000975	Washer	2 required
<b>5</b>	J1000736	Nut	2 required
<b>6</b>	J1571405	Bracket	
<b>7</b>	J1557487P	Filter/Regulator	0-125 psig
<b>8</b>	J1557495	Lubricator	
<b>9</b>	J1571413	Spacer	2 required
<b>10</b>	J1477959	Pressure Gauge	0-160 psig
<b>11</b>	J1408020	Tubing Connector	
<b>12</b>	J0141711-00	Tubing	3/8 inch OD
<b>13</b>	J1410323	Male Tubing Elbow	

N/A = Part no longer available

## Filter/Regulator/Lubricator Assembly - Models Starting December 2004 Through February 9, 2005

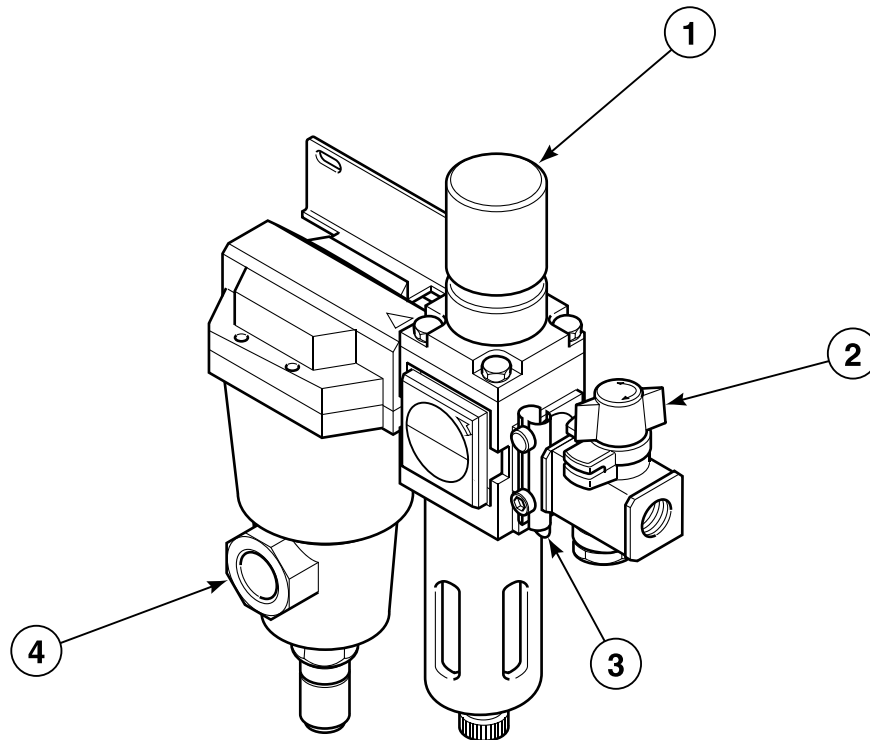


SCR1965P\_AJ1013

## Filter/Regulator/Lubricator Assembly - Models Starting December 2004 Through February 9, 2005

REF	PART NO.	DESCRIPTION	COMMENTS
	J200127500	Filter/Regulator/Lubricator Assembly	Includes items 1-4
	J200032100	Filter Kit	
	J200032200	Regulator Kit	
	J1637644	Filter/Regulator Auto Drain Kit	
	J200032400	Lubricator Kit	
	J200293100	Mist Separator Kit	To change from FRL to FRML
<b>1</b>	J200179200	Lubricator Assembly	
<b>2</b>	J200179100P	Filter/Regulator Assembly	
<b>3</b>	J200179000	Lock-Out Valve	
<b>4</b>	J200179300	Connector Assembly	

# Filter/Regulator/Mist Separator Assembly - Models Starting February 10, 2005



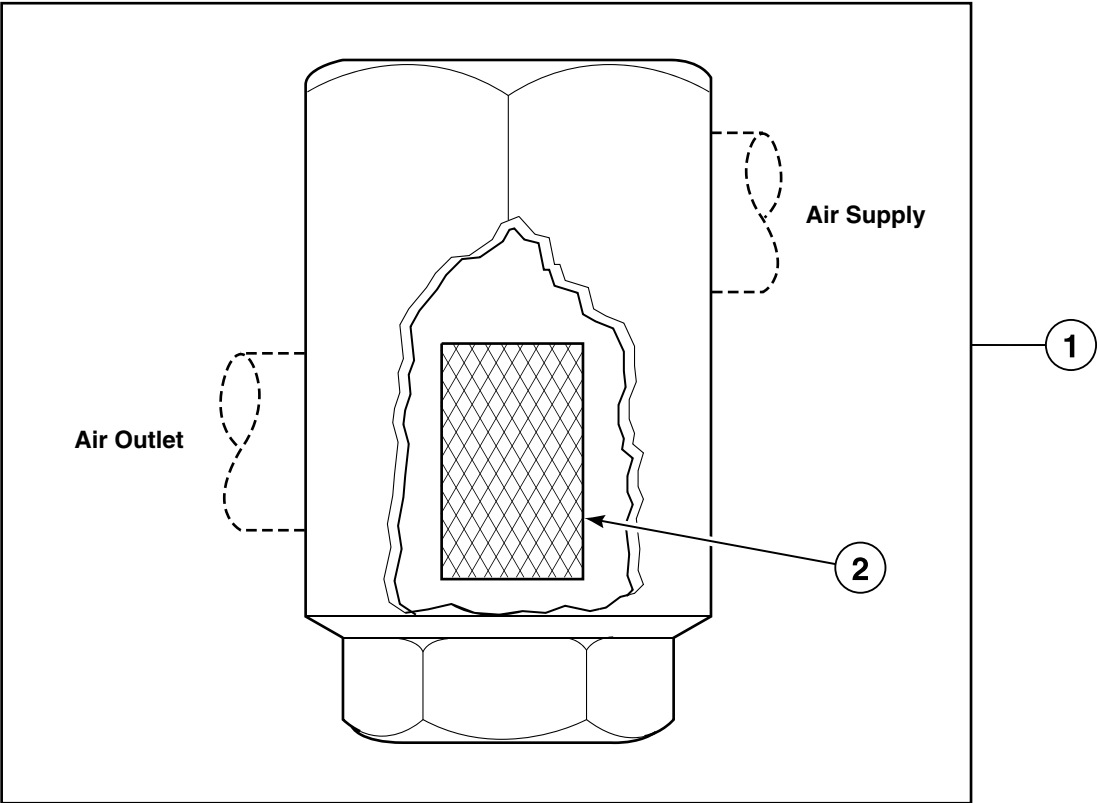
SCR1959P\_AJ1013



## Filter/Regulator/Mist Separator Assembly - Models Starting February 10, 2005

REF	PART NO.	DESCRIPTION	COMMENTS
	J200200400P	Filter/Regulator/Mist Separator Assembly	Includes items 1-4
	J200200100	Element Replacement Kit	
	J200203300	Filter Element Kit	
<b>1</b>	J200203800	Filter/Regulator Assembly	
<b>2</b>	J200179000	Lock-Out Valve	
<b>3</b>	J200179300	Connector Assembly	
<b>4</b>	J200200000	Mist Separator	

**Air Strainer Assembly - Models Through June 1997**



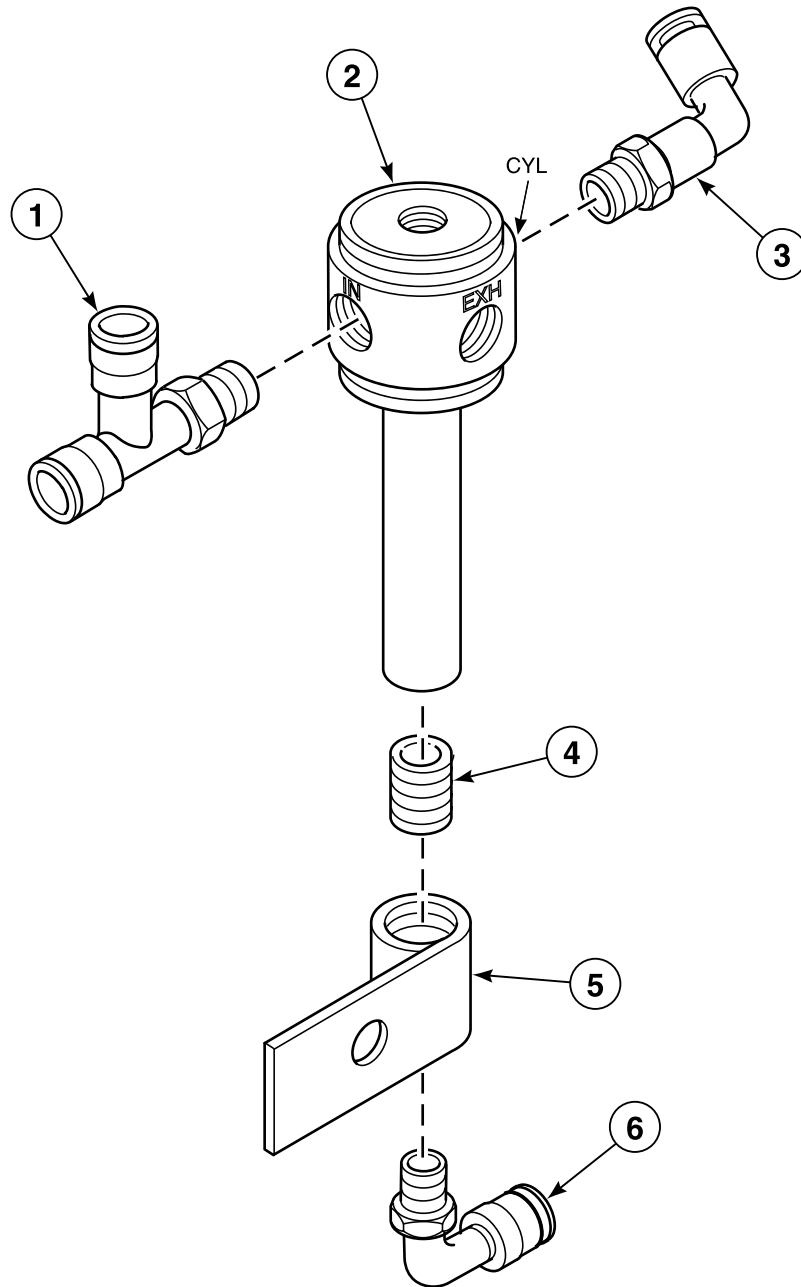
CAB224P\_AJ1013

## Air Strainer Assembly - Models Through June 1997

REF	PART NO.	DESCRIPTION	COMMENTS
1	JA-00211	Air Strainer Assembly	Order if your machine does not have a Filter/Regulator/Lubricator Assembly; Includes item 2
2	JA-10908	Screen	

## Dump Valve and Fittings Assembly

Models ADCFB446, ADCFB446SE, ADCHFB446, ADCHFB446SE, DCFB446, DCFB446SE, DCHFB446 and DCHFB446SE



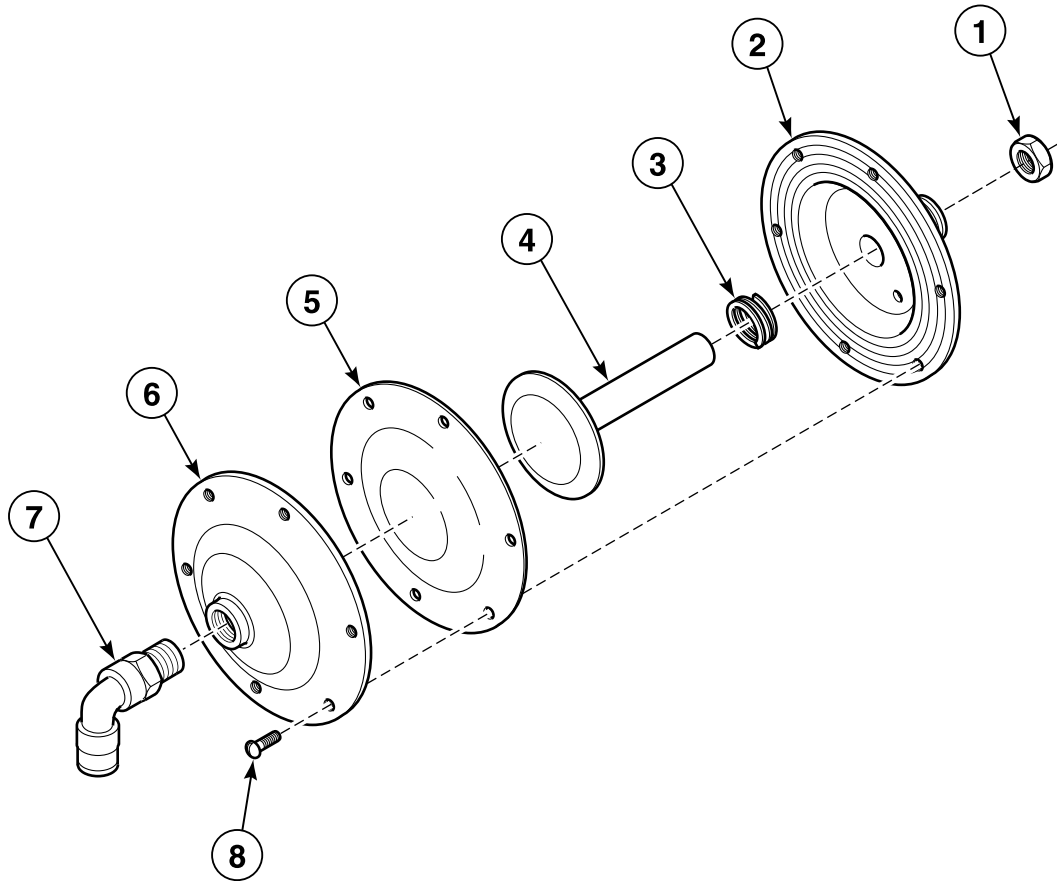
SCR1494P\_AJ1013

## Dump Valve and Fittings Assembly

REF	PART NO.	DESCRIPTION	COMMENTS
	J1575372	Dump Valve and Fittings Assembly	Includes items 1-6; Models starting July 1996
	JKIT-00255	Dump Valve Kit	Includes items 1-6; Models through July 1996
1	J1438357	Quick Tubing Tee	Models starting July 1996
	JA-52314	Male Compression Tee	Models through July 1996
2	JA-54437	3-Way Dump Valve	NO
3	J1407741	Swivel Tubing Elbow	Models starting July 1996
	JA-50770	Male Compression Elbow	Models through July 1996
4	J1232313	Pipe Nipple	
5	J1335793	Single Bracket Coupling Weldment	
6	J1517358	Male Tubing Elbow	Models starting July 1996
	J1019298	Compression Elbow	Models through July 1996

# Diaphragm Assembly

Models ADCFB446, ADCFB446SE, ADCHFB446, ADCHFB446SE, DCFB446, DCFB446SE, DCHFB446 and DCHFB446SE

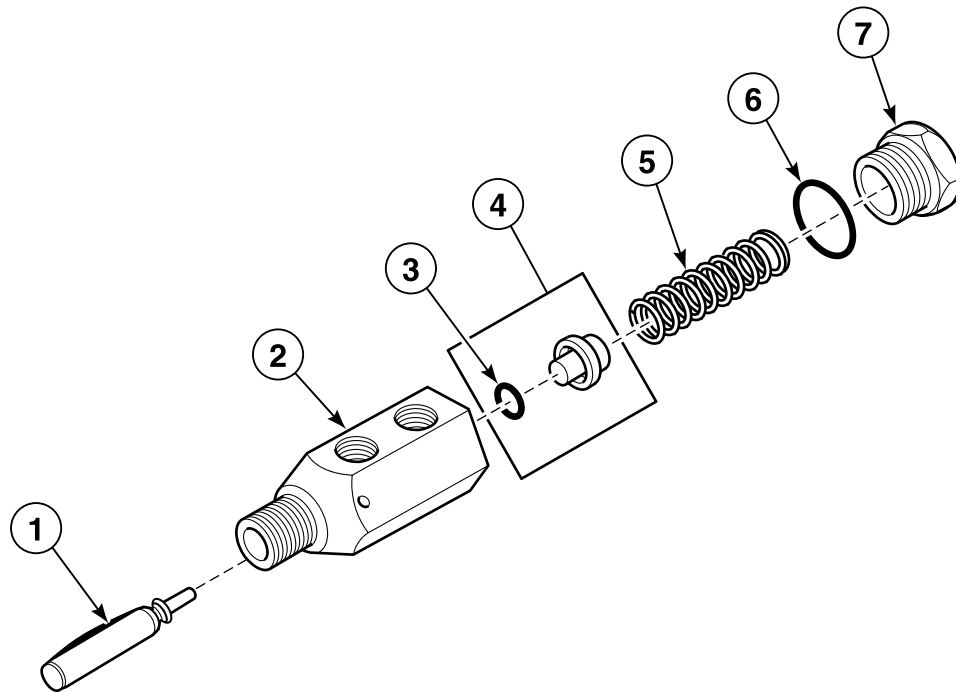


SCR1713P\_AJ1013

# Diaphragm Assembly

REF	PART NO.	DESCRIPTION	COMMENTS
	JA-00465	Large Diaphragm Assembly	Models through July 1996; Includes items 1-8
	J1572957	Diaphragm Assembly	Models starting July 1996; Includes items 1-8
1	JA-50434	Nut	
2	JA-00819	Large Diaphragm Cap Assembly	
3	J1039676	Tapered Compression Spring	
4	JA-00818	Large Plunger Assembly	
5	JA-18542	Diaphragm	
6	JA-10502	Large Diaphragm Cap	
7	JA-50770	Male Compression Elbow	Models through July 1996
	J1407741	Swivel Tubing Elbow	Models starting July 1996
	J1019298	Compression Elbow	Models ADCFB446SE and DCFB446SE
8	J1187228	Screw	6 required

# Valve Body Assembly



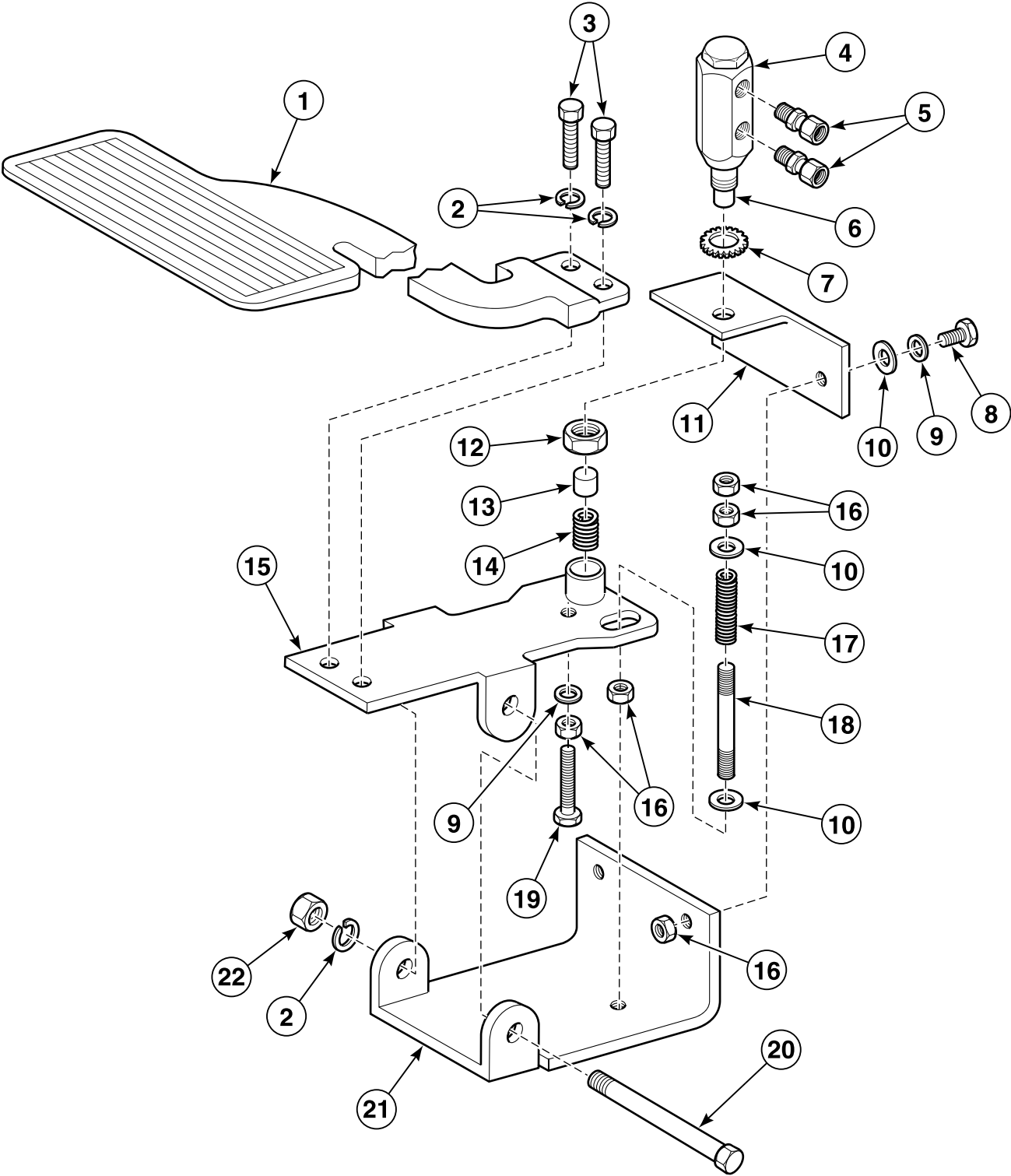
SCR1842P\_AJ1013



## Valve Body Assembly

REF	PART NO.	DESCRIPTION	COMMENTS
	JA-06430	Valve Body Assembly	Includes items 1-7
1	J1611417P	Valve Stem Assembly	
2	JA-10514	Valve Body	
3	J1403310	O-Ring	Viton
4	JA-11599	Valve	Includes item 3
5	JA-51336	Compression Spring	
6	JC-57441	O-Ring	
7	JA-10515	Valve Cap	

Vacuum Pedal Base Assembly - Models AA0UB45, AH0UB45, A0UB45 and H0UB45



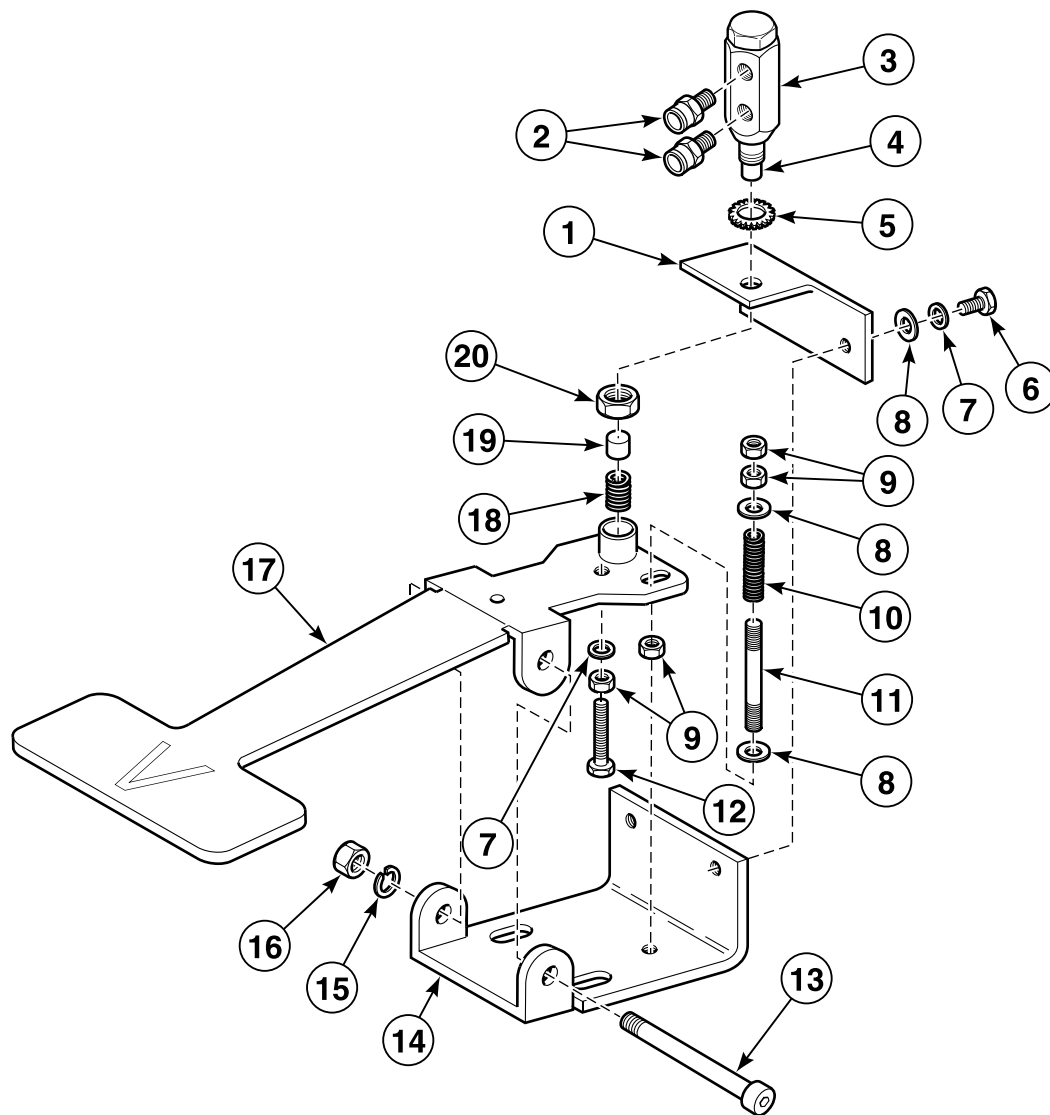
SCR501P\_AJ1013

# Vacuum Pedal Base Assembly - Models AA0UB45, AH0UB45, A0UB45 and H0UB45

REF	PART NO.	DESCRIPTION	COMMENTS
	J1575927	Vacuum Pedal Base Assembly	Models starting May 1997; Includes items 2 (when used with item 20) and 4-22, except item 9
	N/A	Vacuum Pedal Base Assembly	Models starting 1992 through May 1997; Includes items 2 (when used with item 20) and items 4-22
	JKIT-00256	Pedal Base Kit	Models through 1992; Includes items 2 (when used with item 20) and 4-22, except item 9
	M400080	Washer	4 required
1	JA-24522	Pedal	
2	M400013	Washer	7 required
3	M400057	Screw	6 required
4	JA-06430	Valve Body Assembly	Refer to <i>Valve Body Assembly</i> section for parts breakdown
5	J1408004	Connector	Use with J1575927 Vacuum Pedal Base Assembly
	J1151661	Compression Connector	Use with J1391150 Vacuum Pedal Base Assembly
6	J1611417P	Valve Stem Assembly	
7	JA-52196	Washer	
8	J1001726	Screw	2 required
9	J1185073	Washer	3 required; Use with J1391150 Vacuum Pedal Base Assembly
10	JC-80513	Washer	4 required
11	JA-25995	Pedal Bracket	
12	JA-51474	Nut	
13	JA-26238	Actuating Pad	
14	JA-52466	Spring	
15	J1387778	Pedal Bracket Weldment	Top
16	20275	Nut	6 required
17	JA-51376	Spring	
18	J1390673	Stud	
19	JA-52426	Screw	Use with J1391150 Vacuum Pedal Base Assembly
20	JC-62832	Screw	
21	J1387794	Pedal Base	
22	70142	Nut	

N/A = Part no longer available

# Vacuum Pedal Base Assembly - All Models Except AAOUB45, AHOU45, AOUB45 and HOUB45

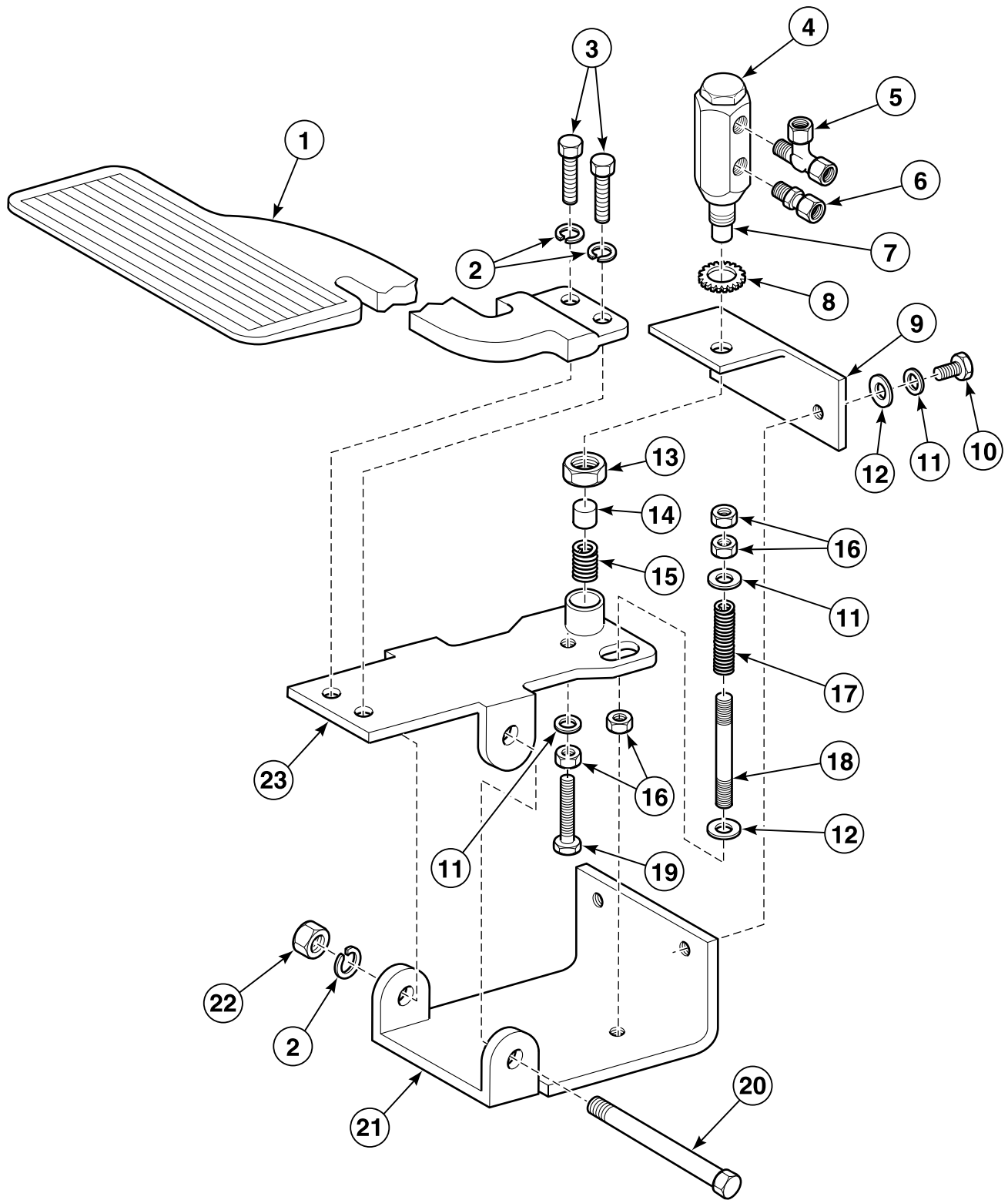


SCR1513P\_AJ1013

## Vacuum Pedal Base Assembly - All Models Except AAOUB45, AHOUB45, AOUB45 and HOUB45

REF	PART NO.	DESCRIPTION	COMMENTS
	J1575414	Vacuum Pedal Base Assembly	Includes items 1-20; Models starting July 1996
	JKIT-00256	Pedal Base Kit	Models through July 1996
1	JA-25995	Pedal Bracket	
2	J1408004	Connector	2 required; Models starting July 1996
	J1151661	Compression Connector	2 required; Models through July 1996
3	JA-06430	Valve Body Assembly	Refer to <i>Valve Body Assembly</i> section for parts breakdown
4	J1611417P	Valve Stem Assembly	
5	JA-52196	Washer	
6	J1001726	Screw	2 required
7	J1185073	Washer	3 required
8	JC-80513	Washer	2 required
9	20275	Nut	4 required
10	JA-51376	Spring	
11	J1390673	Stud	
12	JA-52426	Screw	
13	JC-62832	Screw	
14	J1387794	Pedal Base	
15	M400013	Washer	
16	70142	Nut	
17	J1391630	Pedal Bracket Weldment	
18	JA-52466	Spring	
19	JA-26238	Actuating Pad	
20	JA-51474	Nut	

# **Steam Pedal Base Assembly - Models AAOUB45, AHOUB45, AOUNB45 and HOUNB45**

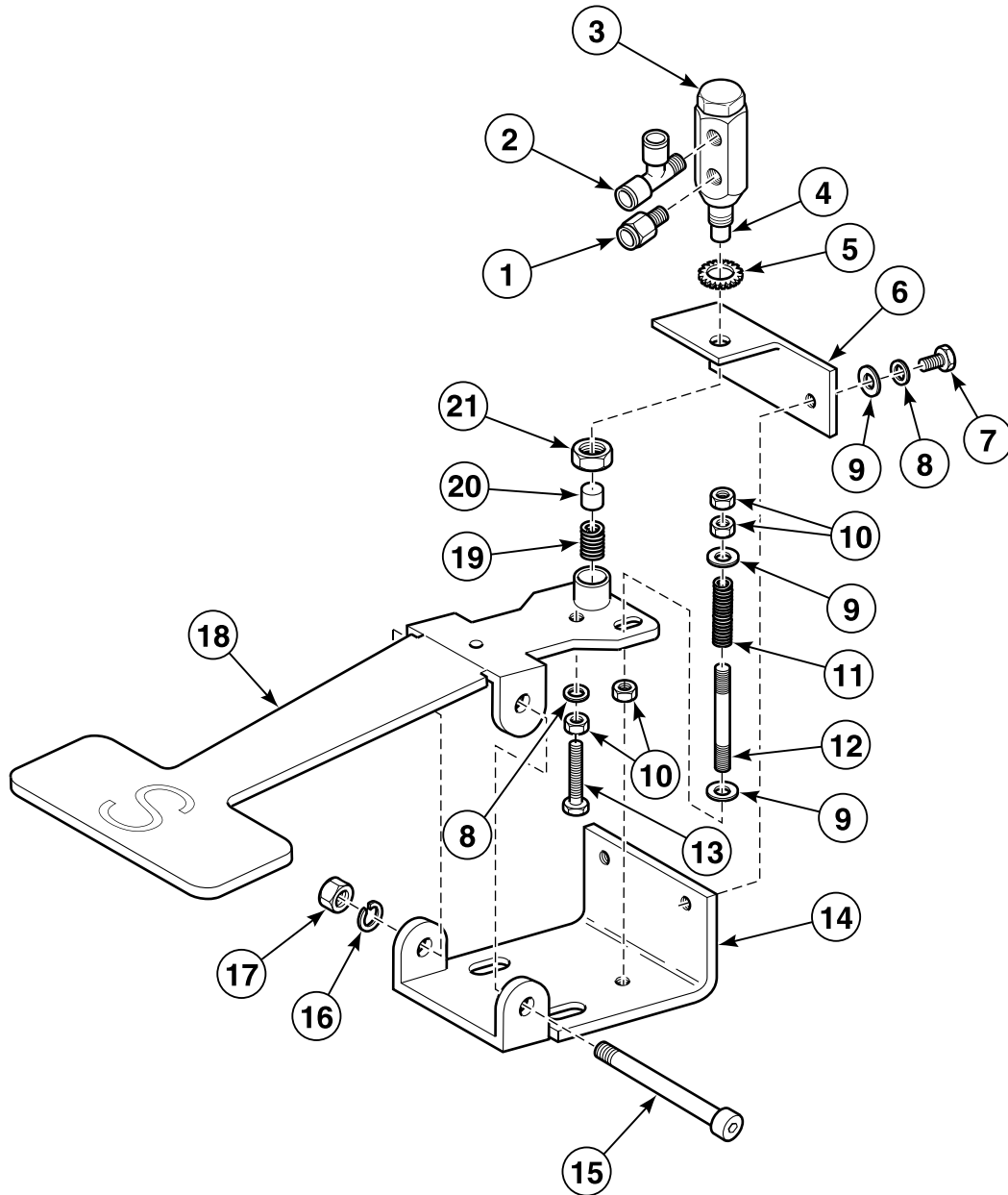


SCR1960P\_AJ1013

# Steam Pedal Base Assembly - Models AAOUB45, AHOU45, AOUB45 and HOU45

REF	PART NO.	DESCRIPTION	COMMENTS
	J1575935	Steam Pedal Base Assembly	Models starting May 1997; Includes items 1-23
	J1387836	Pedal Base Assembly	Models starting 1992 through May 1997; Includes items 1-23
	J1387844	Pedal Base Assembly	Models through May 1992; Includes items 1-23
	M400080	Washer	4 required
1	JA-24522	Pedal	
2	M400013	Washer	7 required
3	M400057	Screw	6 required
4	JA-06430	Valve Body Assembly	Refer to <i>Valve Body Assembly</i> section for parts breakdown
5	J1438357	Quick Tubing Tee	Use with J1575935 Steam Pedal Base Assembly
	JA-52314	Male Compression Tee	Use with J1387836 Pedal Base Assembly
6	J1408004	Connector	Use with J1575935 Steam Pedal Base Assembly
	J1151661	Compression Connector	Use with J1387836 Pedal Base Assembly
7	J1611417P	Valve Stem Assembly	
8	JA-52196	Washer	
9	JA-25995	Pedal Bracket	
10	J1001726	Screw	2 required
11	J1185073	Washer	4 required
12	JC-80513	Washer	3 required
13	JA-51474	Nut	
14	JA-26238	Actuating Pad	
15	JA-52466	Spring	
16	20275	Nut	4 required
17	JA-51376	Spring	
18	J1390673	Stud	
19	JA-52426	Screw	
20	JC-62832	Screw	
21	J1387794	Pedal Base	
22	70142	Nut	
23	J1387778	Pedal Bracket Weldment	

# **Steam Pedal Base Assembly - All Models Except AAOUB45, AHOUB45, AOUB45 and HOUB45,**



SCR1514P\_AJ1013

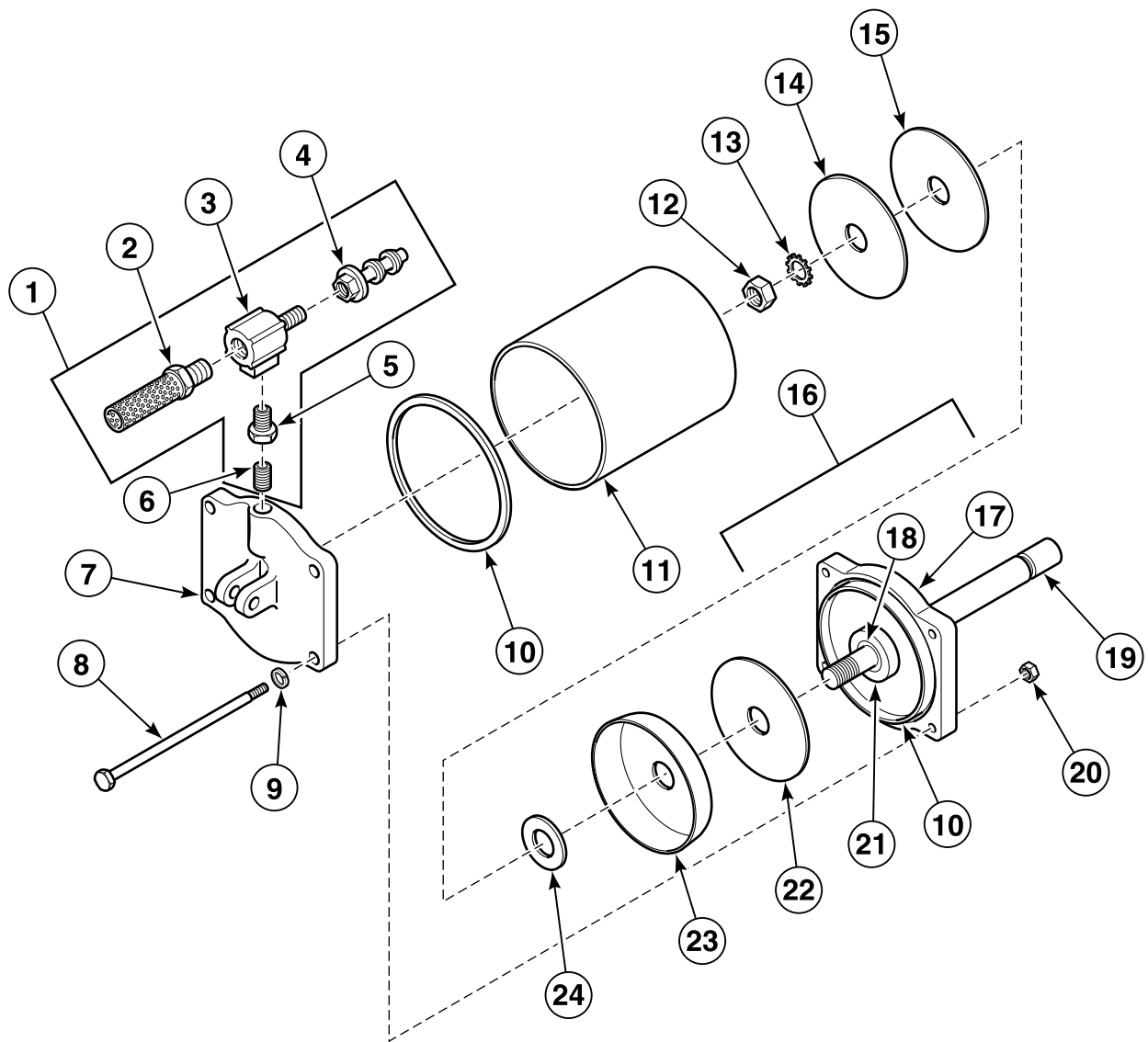


## Steam Pedal Base Assembly - All Models Except AAOUB45, AHOUB45, AOUB45 and HOUB45,

REF	PART NO.	DESCRIPTION	COMMENTS
	J1575380	Pedal Base Assembly	Includes items 1-21; Models starting July 1996
	J1387844	Pedal Base Assembly	Includes items 1-21; Models through July 1996
1	J1408004	Connector	Models starting July 1996
	J1151661	Compression Connector	Models through July 1996
2	J1438357	Quick Tubing Tee	Models starting July 1996
	JA-52314	Male Compression Tee	Models through July 1996
3	JA-06430	Valve Body Assembly	Refer to <i>Valve Body Assembly</i> section for parts breakdown
4	J1611417P	Valve Stem Assembly	
5	JA-52196	Washer	
6	JA-25995	Pedal Bracket	
7	J1001726	Screw	2 required
8	J1185073	Washer	3 required
9	JC-80513	Washer	4 required
10	20275	Nut	4 required
11	JA-51376	Spring	
12	J1390673	Stud	
13	JA-52426	Screw	
14	J1387794	Pedal Base	
15	JC-62832	Screw	
16	M400013	Washer	
17	70142	Nut	
18	J1387786	Pedal Bracket Weldment	
19	JA-52466	Spring	
20	JA-26238	Actuating Pad	
21	JA-51474	Nut	

# Pressing Cylinder Assembly - Models Through July 2002 (Drawing 1 of 2)

Models AAOUB45, ADCB18, ADCB43, ADCB446, ADCB446SE, ADCB45, ADCHB18, ADCHB446SE, ADCHB45, AHOUUB45, AOUB45, DCB18, DCB43, DCB446, DCB446SE, DCB45, DCHB18, DCHB446SE, DCHB45 and HOUB45



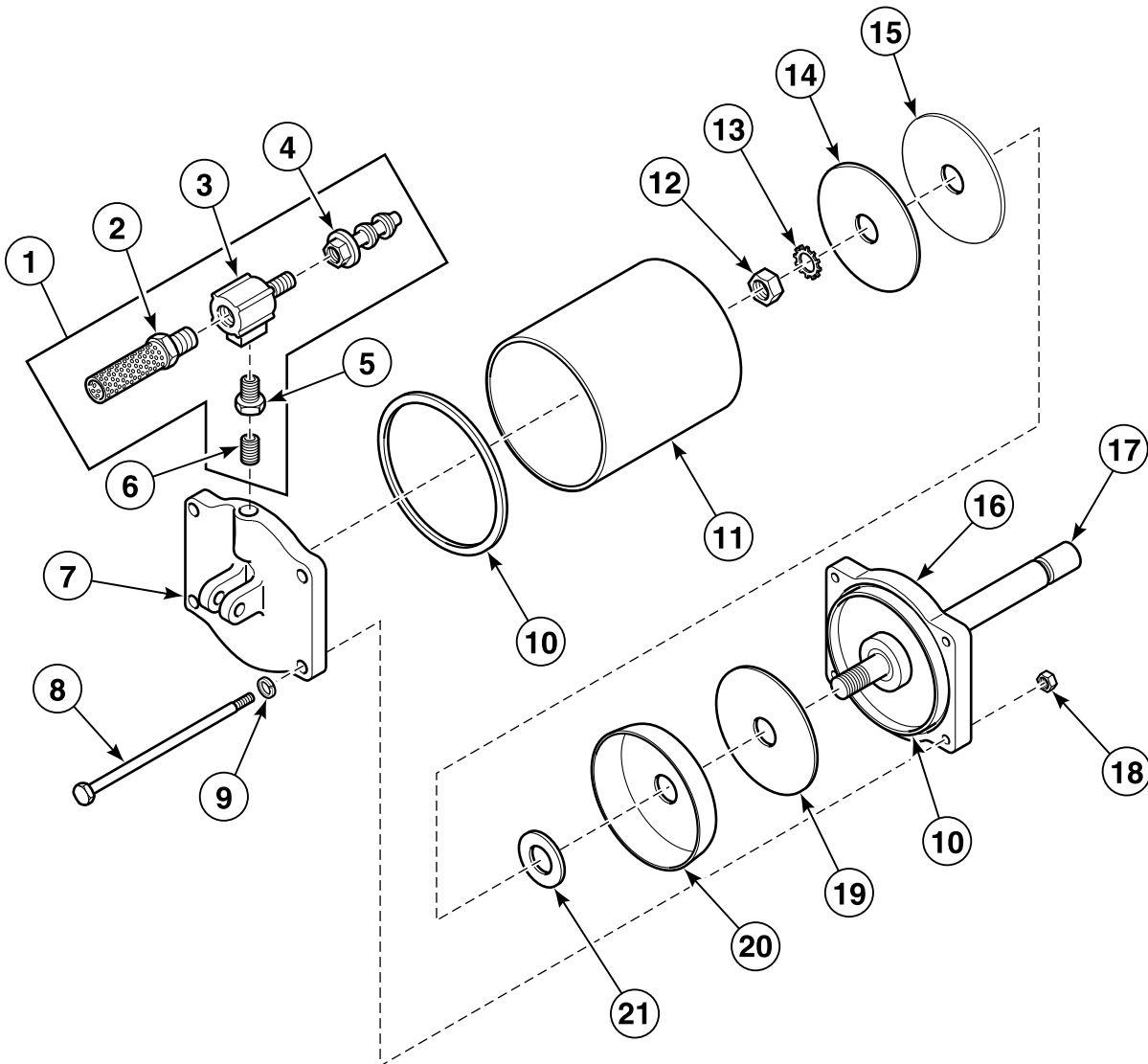
SCR496P\_AJ1013

## Pressing Cylinder Assembly - Models Through July 2002 (Drawing 1 of 2)

REF	PART NO.	DESCRIPTION	COMMENTS
	J0798872	Retrofit Kit	Includes items 1-24
	J798868	Cylinder Rebuild Kit	
	J0210103-01	Oil	Quart; Use to lubricate cylinder
1	J1318336	Valve Assembly	Includes items 2-6
2	JA-53584	Air Muffler	
3	JA-56925	Quick Exhaust Air Valve	
4	JA-54300	Barbed Hose Connector	
5	J1184506	Reducing Bushing	
6	J1232313	Pipe Nipple	
7	JA-27414	Lower Cylinder Head	
8	J1312370	Screw	
9	M403958	Washer	
10	J1428994	Cylinder Head Gasket	
11	JA-10671	Cylinder Body	
12	M400023	Nut	
13	JA-53116	Washer	External tooth
14	JA-10891	Inside Plate	
15	J1299130	Piston Plate Seal	
16	J1371079	Upper Cylinder Head Assembly	Includes items 17 and 18
17	JA-13834	Upper Head	
18	J1154194	Oilless Sleeve Bearing	
19	JA-28607	Piston Rod	
20	20274	Nut	
21	JA-10777	Felt Seal	Models through 1997
22	JA-10892	Outside Plate	
23	JA-10889	Piston Cup Seal	
24	JA-13121	Washer	

# Pressing Cylinder Assembly - Models Through July 2002 (Drawing 2 of 2)

Models ADCFB446, ADCFB446SE, ADCHFB446, ADCHFB446SE, DCFB446, DCFB446SE, DCHFB446 and DCHFB446SE

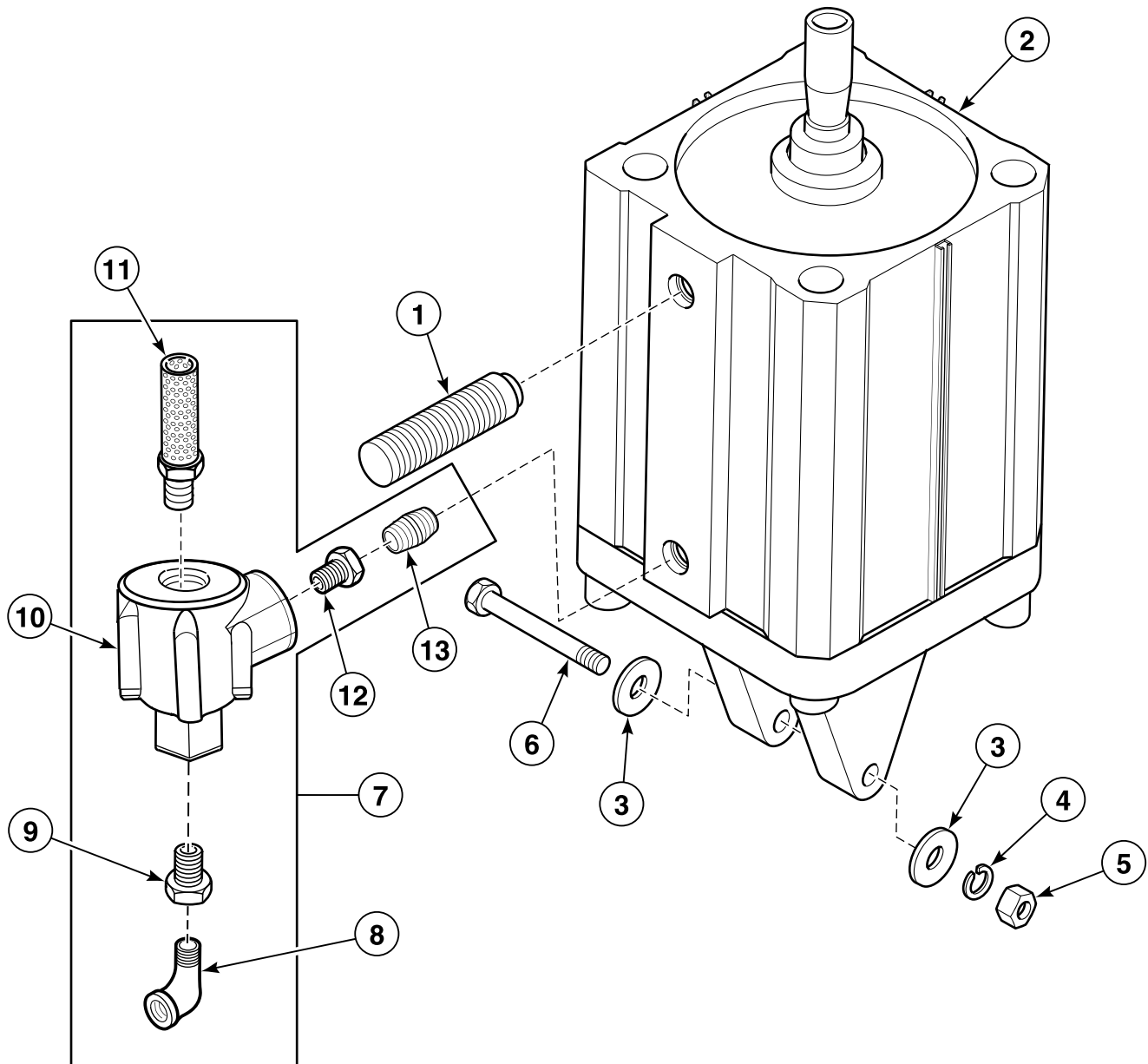


SCR1964P\_AJ1013

## Pressing Cylinder Assembly - Models Through July 2002 (Drawing 2 of 2)

REF	PART NO.	DESCRIPTION	COMMENTS
	J0798873	Pressing Cylinder Retrofit Kit	Includes items 1-21
	J798869	Cylinder Rebuild Kit	
	J0210103-01	Oil	Quart; Use to lubricate cylinder
	J1318336	Valve Assembly	Includes items 2-6
1	J1319086	Valve Assembly	Includes items 2-6
2	JA-53584	Air Muffler	
3	JA-56925	Quick Exhaust Air Valve	
4	JA-54300	Barbed Hose Connector	
5	J1184506	Reducing Bushing	
6	J1232313	Pipe Nipple	
7	JA-27282	Lower Head	
8	J1312370	Screw	
9	M403958	Washer	4 required
10	J1381961	Corkprene Gasket	2 required
11	JA-27739	Cylinder Body	
12	M400023	Nut	
13	JA-53116	Washer	External tooth
14	JA-15866	Inside Piston Plate	
15	J1322569	Piston Plate Seal	
16	J1046705	Cylinder Head Assembly	Upper
17	JA-28607	Piston Rod	
18	20274	Nut	4 required
19	JA-15865	Outside Piston Plate	
20	J1324839	Piston Cup Seal	
21	JA-10890	Washer	

## Pressing Cylinder Assembly - Models Starting July 2002



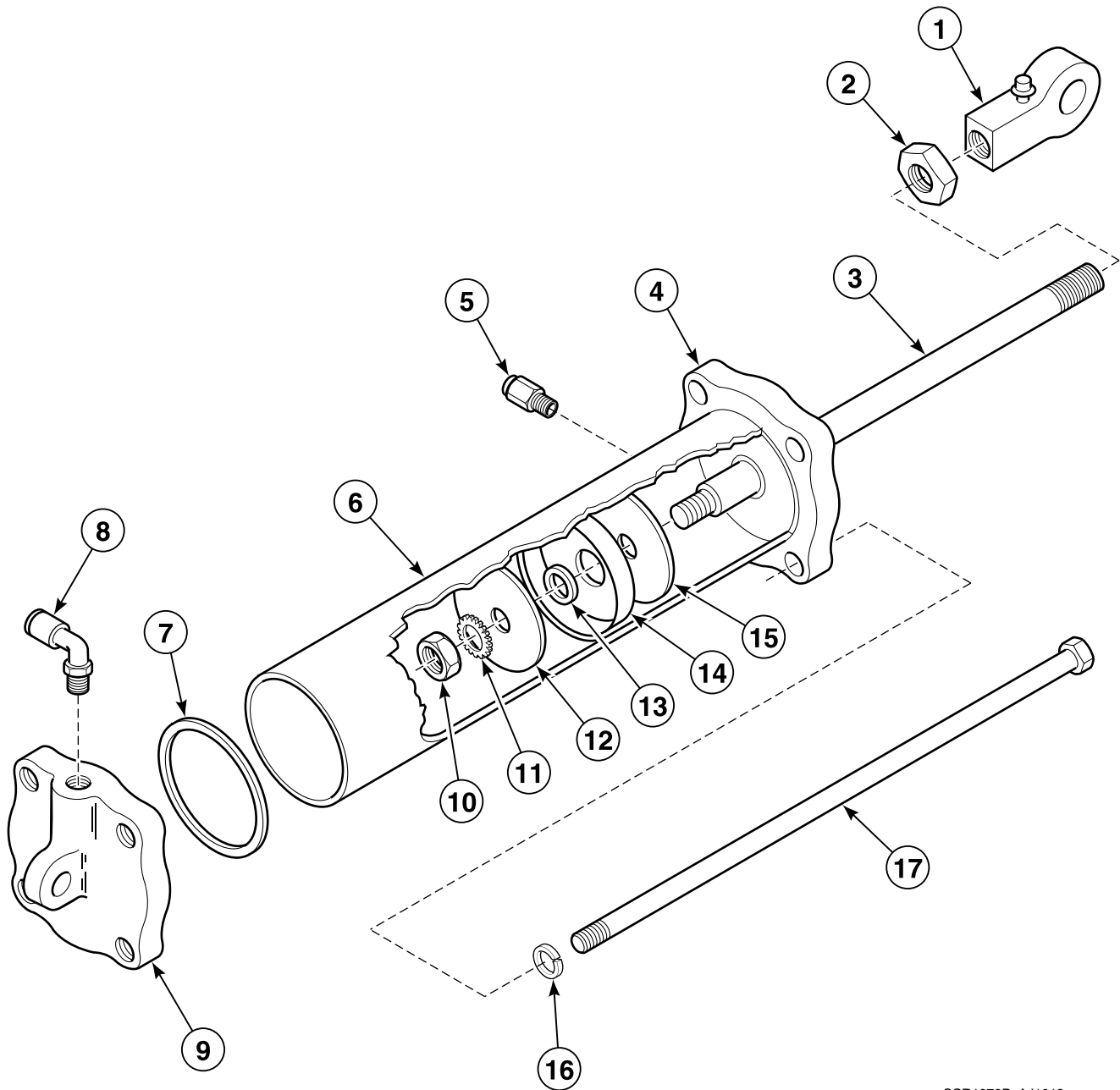
SCR1961P\_AJ1013

## Pressing Cylinder Assembly - Models Starting July 2002

REF	PART NO.	DESCRIPTION	COMMENTS
	J0798873	Pressing Cylinder Retrofit Kit	SMC; Includes items 1-6
	J798869	Cylinder Rebuild Kit	
	J0210103-01	Oil	Quart; Use to lubricate cylinder
1	J0140352-00	Silencer	
2	J0637052-00	Pressing Cylinder	
3	J1178391	Washer	2 required
4	91200	Washer	
5	J1000850	Nut	
6	J0220912-00	Screw	1/2-13x3-1/2 inches
7	J200156900	Quick Exhaust Valve Assembly	Includes items 8-13
8	J1231521	Street Pipe Elbow	
9	JC-19682	Reducing Bushing	
10	J1327451	Quick Exhaust Valve	
11	J1327469	Air Muffler	
12	JC-19624	Pipe Bushing	
13	431182P	Shut-Off Valve Kit	

# Closing Air Cylinder and Fitting Assembly

Models Through June 2002



SCR1972P\_AJ1013

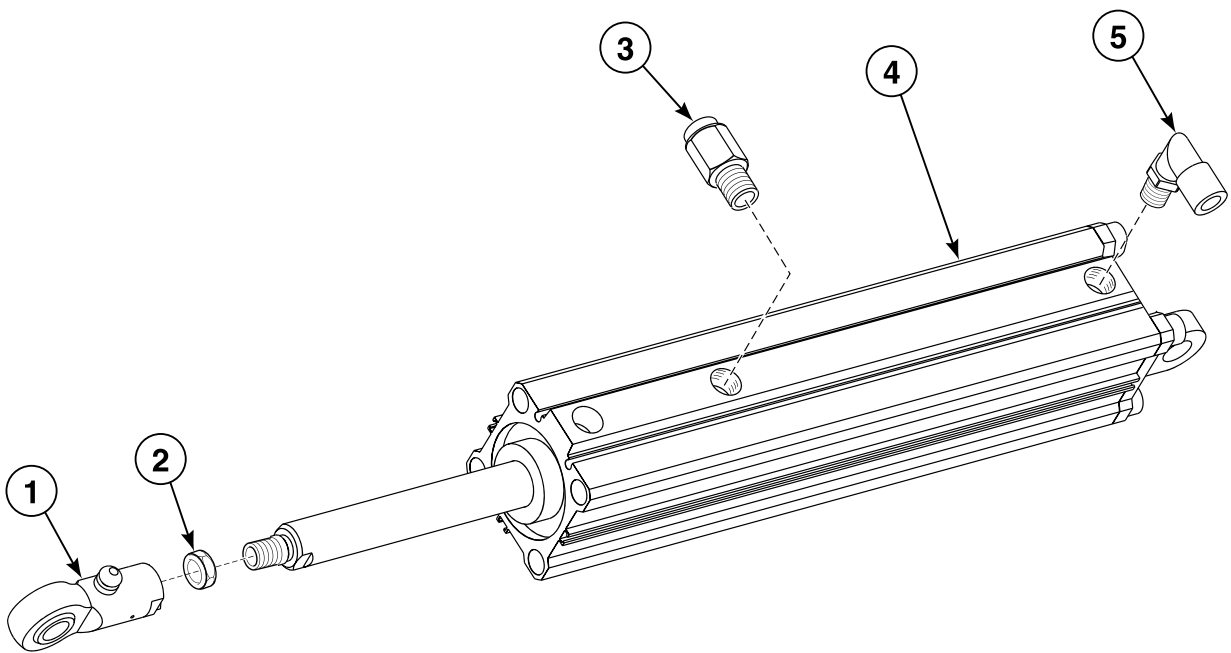


## Closing Air Cylinder and Fitting Assembly

REF	PART NO.	DESCRIPTION	COMMENTS
	N/A	Cylinder Assembly	Includes items 1-17; Models through June 1996
	J1538784	Air Cylinder and Fitting Assembly	Includes items 1-17; Models starting June 1996
	J1465079	Closing Cylinder Valve Assembly	Includes JC-19609 Reducing Bushing, J1232313 Pipe Nipple, JA-56925 Quick Exhaust Air Valve, JA-50770 Male Compression Elbow and JA-53584 Air Muffler; Models through June 1996
1	JA-53961	Female Rod End Bearing	
2	JA-50434	Nut	
3	JA-28266	Piston Rod	
4	JA-09724	Upper Head Assembly	
5	JA-50770	Male Compression Elbow	Models through June 1996
	J1408004	Connector	Models starting June 1996
6	J1296565	Cylinder Body Weldment Assembly	
7	J1428986	Cylinder Head Gasket	
8	J1151653	Compression Elbow	Models through June 1996
	J1410323	Male Tubing Elbow	Models starting June 1996
9	JA-17711	Lower Head	
10	JA-50413	Nut	
11	M403958	Washer	External tooth
12	JA-11069	Inside Plate	
13	JA-13208	Cylinder Spacer	
14	J1324854	Piston Cup Seal	
15	JA-11068	Outside Plate	
16	M400013	Washer	
17	JA-55343	Screw	

**N/A = Part no longer available**

## Closing Cylinder Assembly - Models Starting July 2002

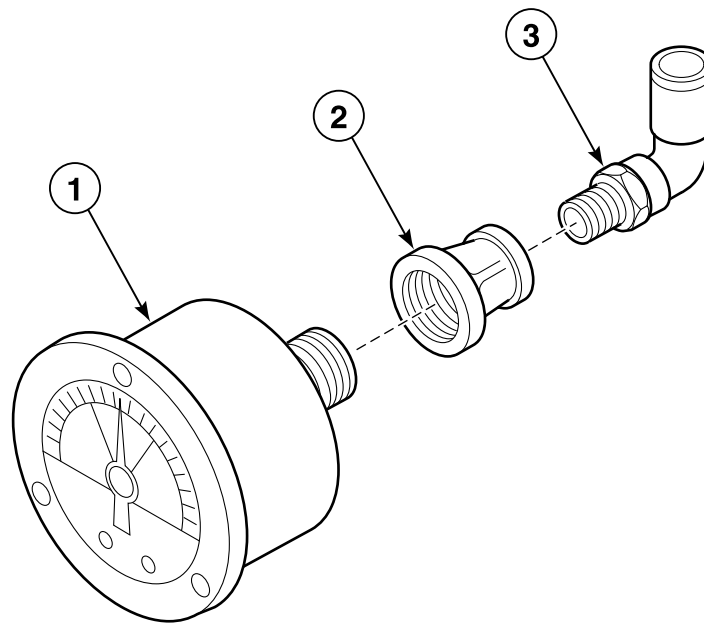


SCR1962P\_AJ1013

## Closing Cylinder Assembly - Models Starting July 2002

REF	PART NO.	DESCRIPTION	COMMENTS
	J0637118-00	Closing Cylinder Assembly	Includes items 1-5
	J798866	Cylinder Rebuild Kit	
	J0210103-01	Oil	Quart; Used to lubricate cylinder
1	JA-53961	Female Rod End Bearing	
2	JA-50434	Nut	
3	J1408004	Connector	
4	J0250101-00	Closing Cylinder	
5	J1410323	Male Tubing Elbow	

## Air Gauge Assembly

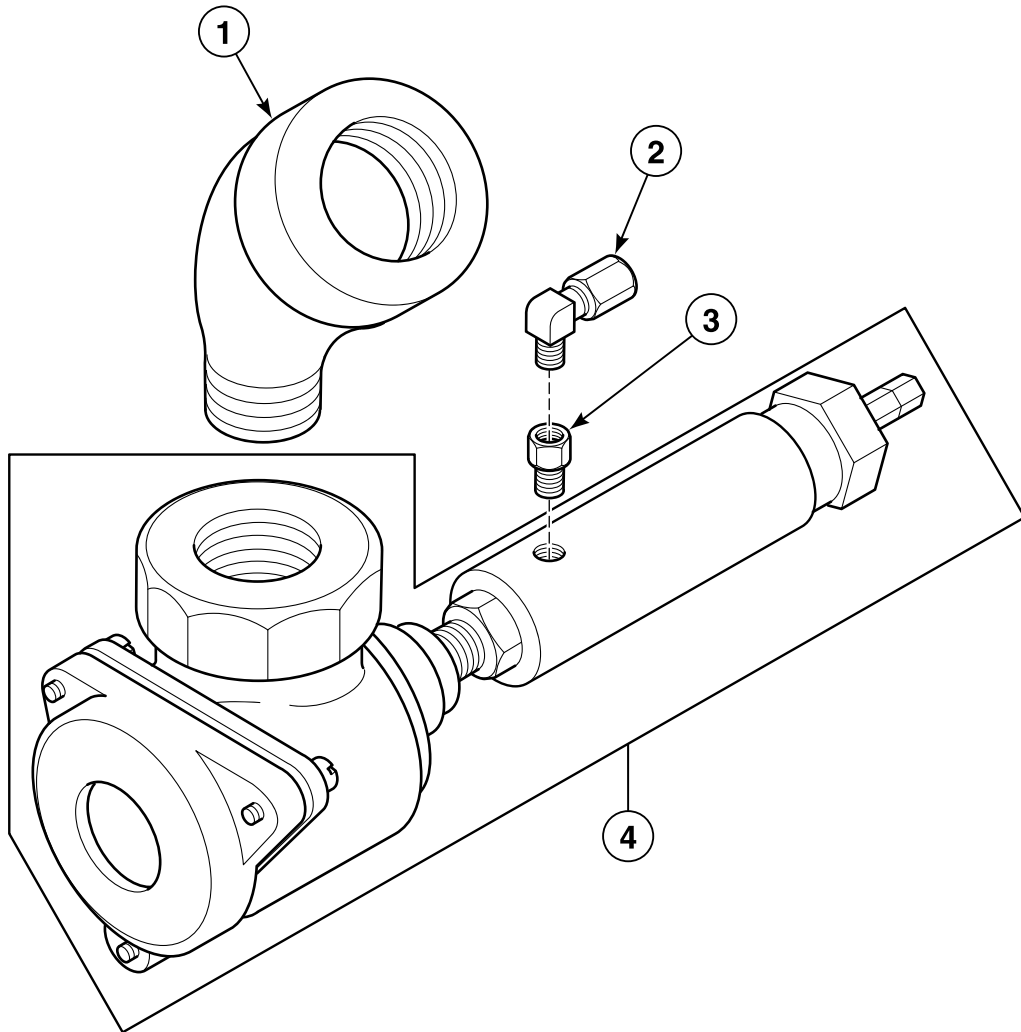


SCR508P\_AJ1013

## Air Gauge Assembly

REF	PART NO.	DESCRIPTION	COMMENTS
	J1575638P	Air Gauge Assembly	Includes items 1-3; Models starting 1992
1	JA-54957P	Pressure Gauge	
2	JA-50676	Pipe Coupling	
3	J1407741	Swivel Tubing Elbow	New style; Quick connect
	JA-50770	Male Compression Elbow	Old style; 3/16 x 1/8 NPT

## Air Vacuum Valve Assembly



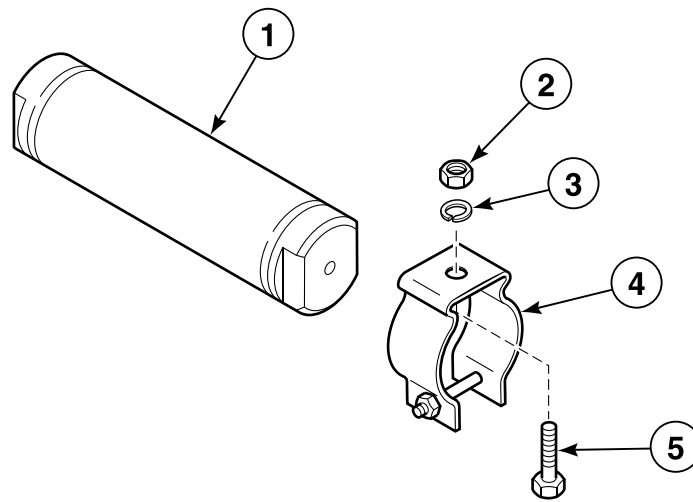
SCR1510B\_AJ1013

## Air Vacuum Valve Assembly

REF	PART NO.	DESCRIPTION	COMMENTS
	J1240860	Pipe Nipple	Models ADCHFB446 and DCHFB446
	J1239383	Pipe Elbow	Models ADCHFB446 and DCHFB446
	J1462118P	Valve Kit	Use with old style air cylinder vacuum assembly with knurled round cap used on models starting April 1990 through March 7, 2000; Includes spring, large washer, small washer, neoprene seat, teflon gasket, piston cup, and viton o-ring
1	JA-54456	Street Pipe Elbow	
2	J1408004	Connector	
3	JA-19559	Closing Speed Orifice	
4	J200175000P	Air Vacuum Valve Assembly	Pneumatic; Hex end cap hex bolt and jam nut on air cylinder; Models starting March 8, 2000
	J1010-000763	Valve Repair Kit	Use with J200175000P Air Vacuum Valve Assembly; Includes spring, piston cup, viton o-ring, vent valve disc, and coupling gasket

# Pneumatic Reservoir Assembly

Models Starting November 2003



SCR1793P\_AJ1013

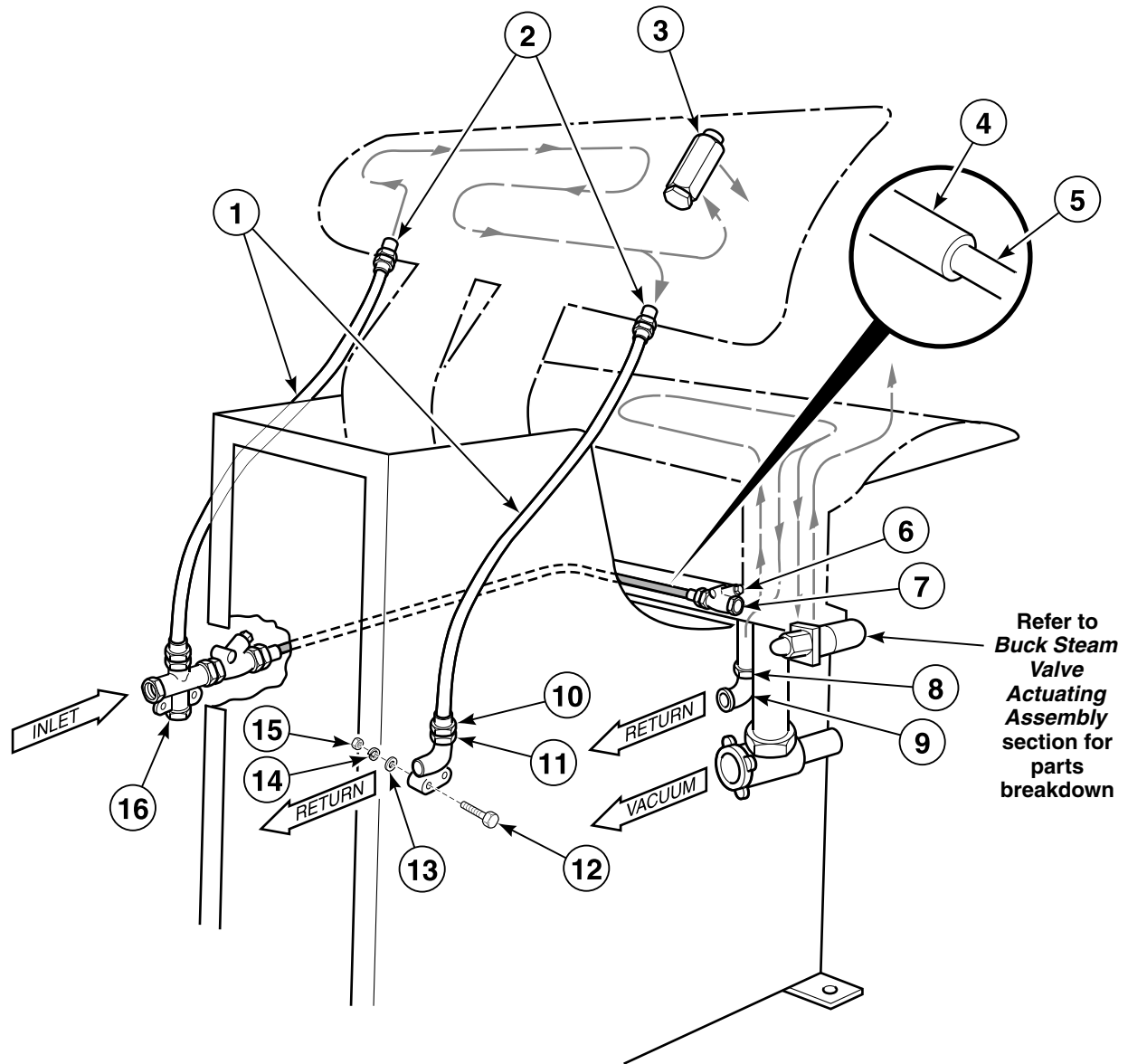


## Pneumatic Reservoir Assembly

REF	PART NO.	DESCRIPTION	COMMENTS
	J200098400P	Reservoir Kit	Use to change from old style reservoir to new style reservoir
1	J200041400	Pneumatic Reservoir	
2	20275	Nut	
3	J1185073	Washer	
4	N/A	Conduit Hanger	
5	F430935	Screw	

**N/A = Part no longer available**

# Steam System



**NOTE:** Inlet and outlet are shown on a right hand machine. Left hand machine is a mirror image.

SCR1938P\_AJ1013

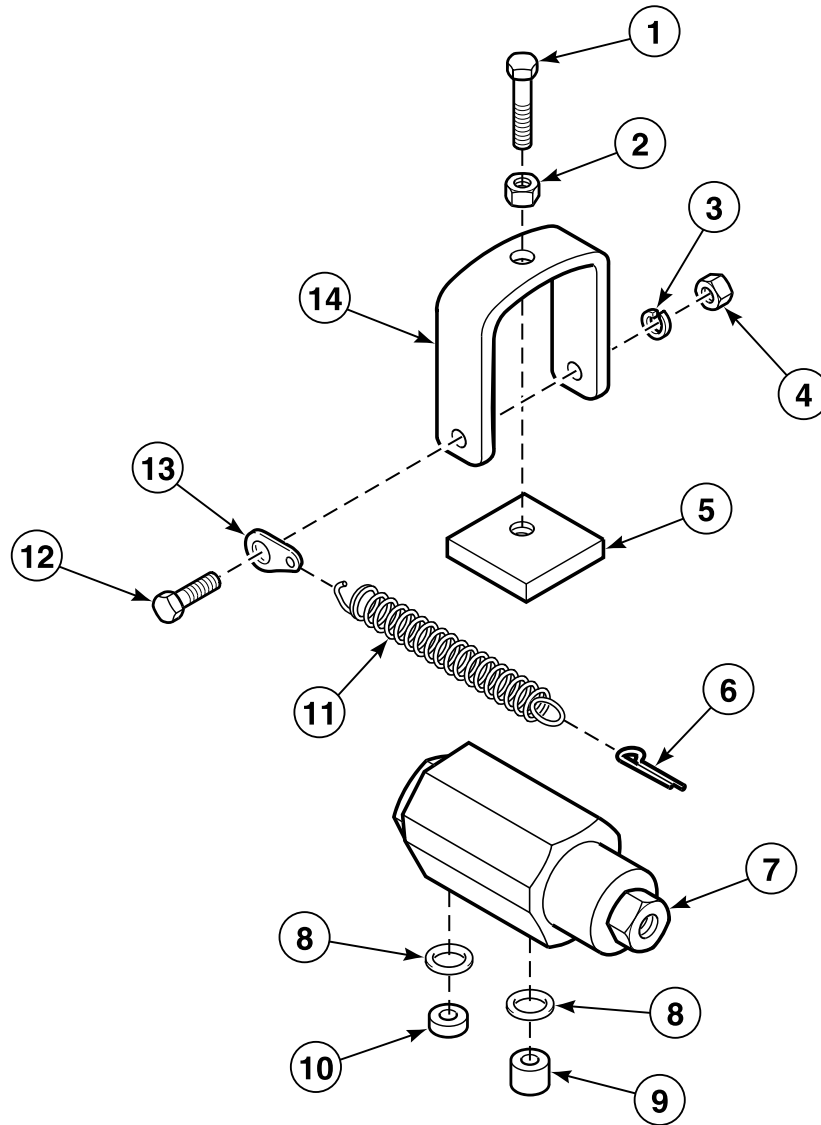
# Steam System

REF	PART NO.	DESCRIPTION	COMMENTS
	JA-82253	Manifold Assembly	Includes items 10 and 11
1	J1319268	Steam Hose	
2	JC-23002	Pipe Coupling	Use as required
	J1231422	Pipe Elbow	90 degree; Pipe; Use as required
	J1231521	Street Pipe Elbow	1/4 NPT; Use as required
	JC-28236	Street Pipe Elbow	Street; Use as required
	J115175201	Pipe Nipple	1/4 NPT x close; Use as required
	J1026335-01	Pipe Nipple	1/4 NPT x 1-1/2 inch; Use as required
	JC-4606101	Pipe Nipple	1/4 NPT x 2 inches; Use as required
	JC-4613101	Pipe Nipple	1/4 NPT x 2-1/2 inches; Use as required
	JA-50728	Nipple	1/4 NPT x 3 inches; Use as required
	JA-50729	Pipe Nipple	1/4 NPT x 4 inches; Use as required
	N/A	Pipe Nipple	1/4 NPT x 5 inches; Use as required
	N/A	Pipe Nipple	1/4 NPT x 6 inches; Use as required
	JA-51540	Pipe Nipple	1/4 NPT x 6-1/2 inches; Use as required
3	N/A	Head Steam Valve Actuating Assembly	Models AA0UB45, ADCB18, ADCB43, ADCB446, ADCB446SE, ADCB45, ADCFB446, ADCFB446SE, AH0UB45, AOUB45, DCB18, DCB43, DCB446, DCB446SE, DCB45, DCFB446, DCFB446SE and HOUB45; Refer to <i>Head Steam Valve Actuating Assembly</i> section for parts breakdown
	JA-08656P	Handle and Bracket Assembly	Models AA0UB45, ADCB18, ADCB43, ADCB446, ADCB446SE, ADCB45, ADCFB446, ADCFB446SE, AH0UB45, AOUB45, DCB18, DCB43, DCB446, DCB446SE, DCB45, DCFB446, DCFB446SE and HOUB45; Refer to <i>Handle and Bracket Assembly</i> section for parts breakdown
4	JM-90527	Braided Sleeving Insulation	Models starting June 1997
5	J1106665	Tubing	Copper
6	J1151620	Compression Elbow	Models starting June 1997
7	J1161413	Pipe Plug	Models starting June 1997
8	JC-46201	Pipe Nipple	Models starting June 1997
9	J1239383	Pipe Elbow	Models starting June 1997
10	J1319276	Flare Connector	
11	JA-14110	Single Manifold	
12	N/A	Screw	
13	J1001270	Washer	
14	M400013	Washer	
15	70142	Nut	
16	JA-83598	Steam Inlet	Refer to <i>Steam Inlet</i> section for parts breakdown

N/A = Part no longer available

# Head Steam Valve Actuating Assembly

Models AAOUB45, ADCB18, ADCB43, ADCB446, ADCB446SE, ADCB45, ADCFB446, ADCFB446SE, AOUB45, DCB18, DCB43, DCB446, DCB446SE, DCB45, DCFB446 and DCFB446SE



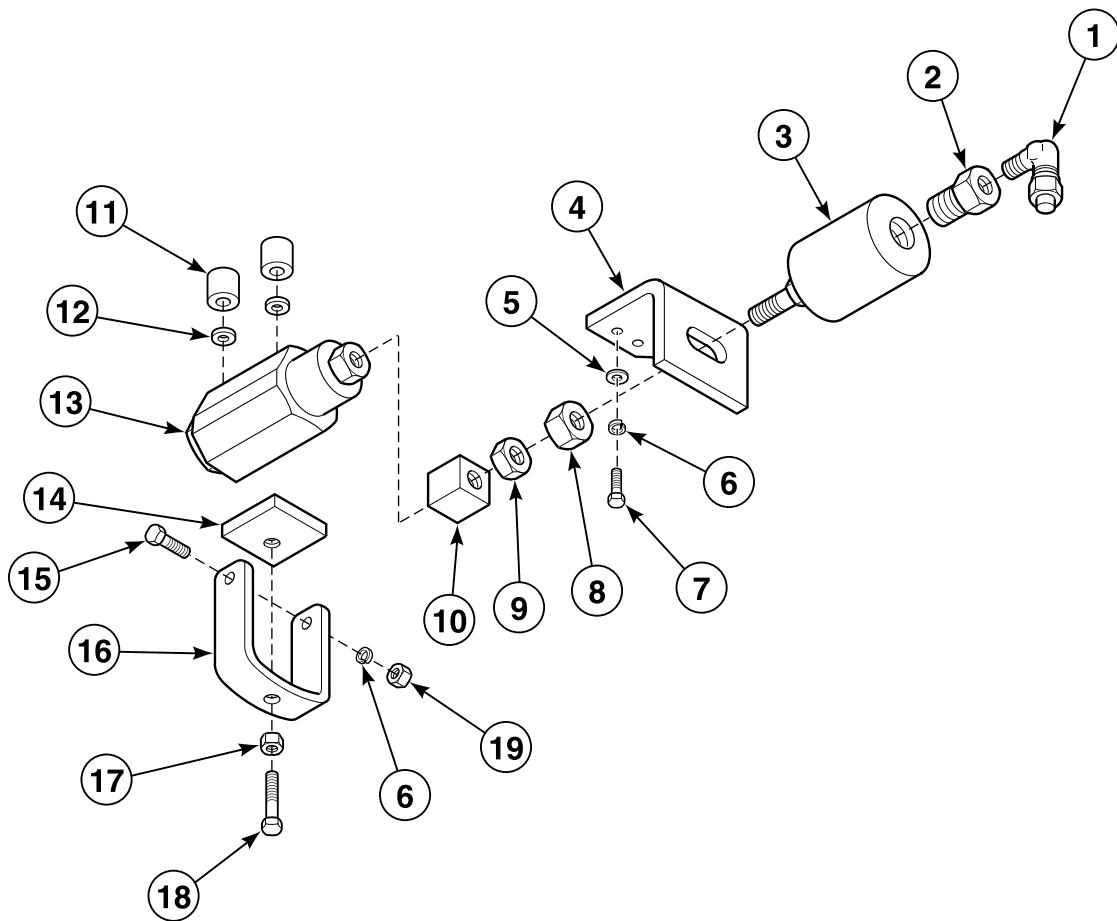
SCR1682P\_AJ1013

## Head Steam Valve Actuating Assembly

REF	PART NO.	DESCRIPTION	COMMENTS
	N/A	Head Steam Valve Actuating Assembly	Includes items 1-14; Repair only
1	J1398635	Screw	
2	JA-50412	Nut	
3	M400013	Washer	
4	70142	Nut	
5	JA-10652	Bar	
6	JC-54846	Cotter Pin	
7	J1463694P	Steam Valve Assembly	Refer to <i>Steam Valve Assembly</i> section for parts breakdown
8	JA-55084	Gasket	
9	JA-27565	Valve Guide	Models ADCB18 and DCB18
	J1568336	Valve Guide	All other models
10	JA-27453	Valve Guide	
11	JA-51509	Extension Spring	
12	JA-50144	Screw	
13	JA-55681	Connector	
14	JA-10650	Steam Line Clamp	

N/A = Part no longer available

# Steam Valve Actuator Assembly - Models Starting December 1986

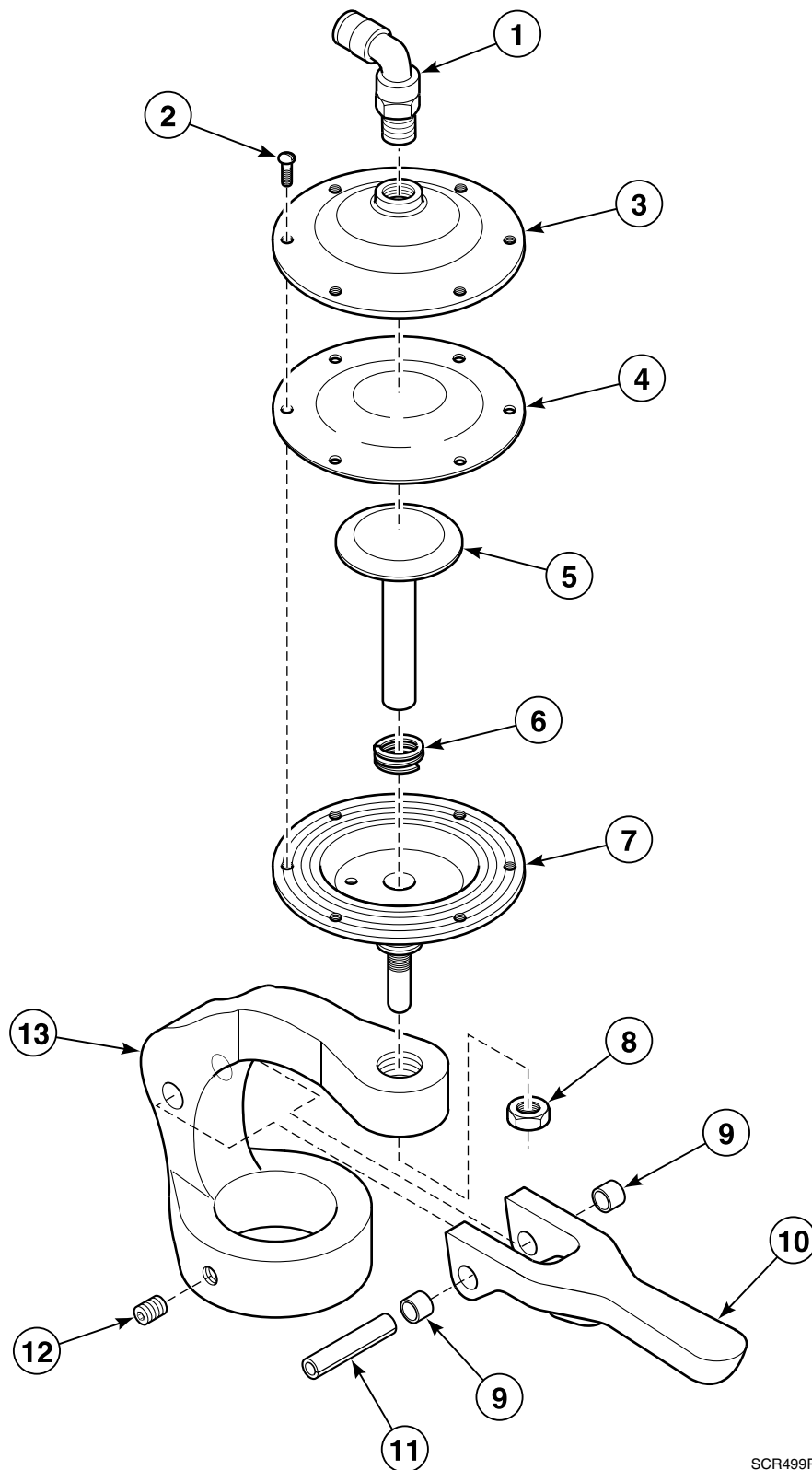


SCR1900P\_AJ1013

## Steam Valve Actuator Assembly - Models Starting December 1986

REF	PART NO.	DESCRIPTION	COMMENTS
1	J1407741	Swivel Tubing Elbow	
2	JA-19559	Closing Speed Orifice	Closing speed
3	J1391390	Air Cylinder	
4	J1391168	Cylinder Mounting Bracket	Front cylinder
5	J1001270	Washer	2 required
6	M400013	Washer	3 required
7	JC-62724	Screw	2 required
8	M400023	Nut	
9	JA-51474	Nut	
10	J1391176	Steam Valve Actuator	
11	JA-27453	Valve Guide	
12	JA-55084	Gasket	
13	J1463694P	Steam Valve Assembly	
14	JA-10652	Bar	
15	JA-50144	Screw	
16	JA-10650	Steam Line Clamp	
17	JA-50412	Nut	
18	J1398635	Screw	
19	70142	Nut	

## Steam Valve Actuator Assembly - Models Through December 1986



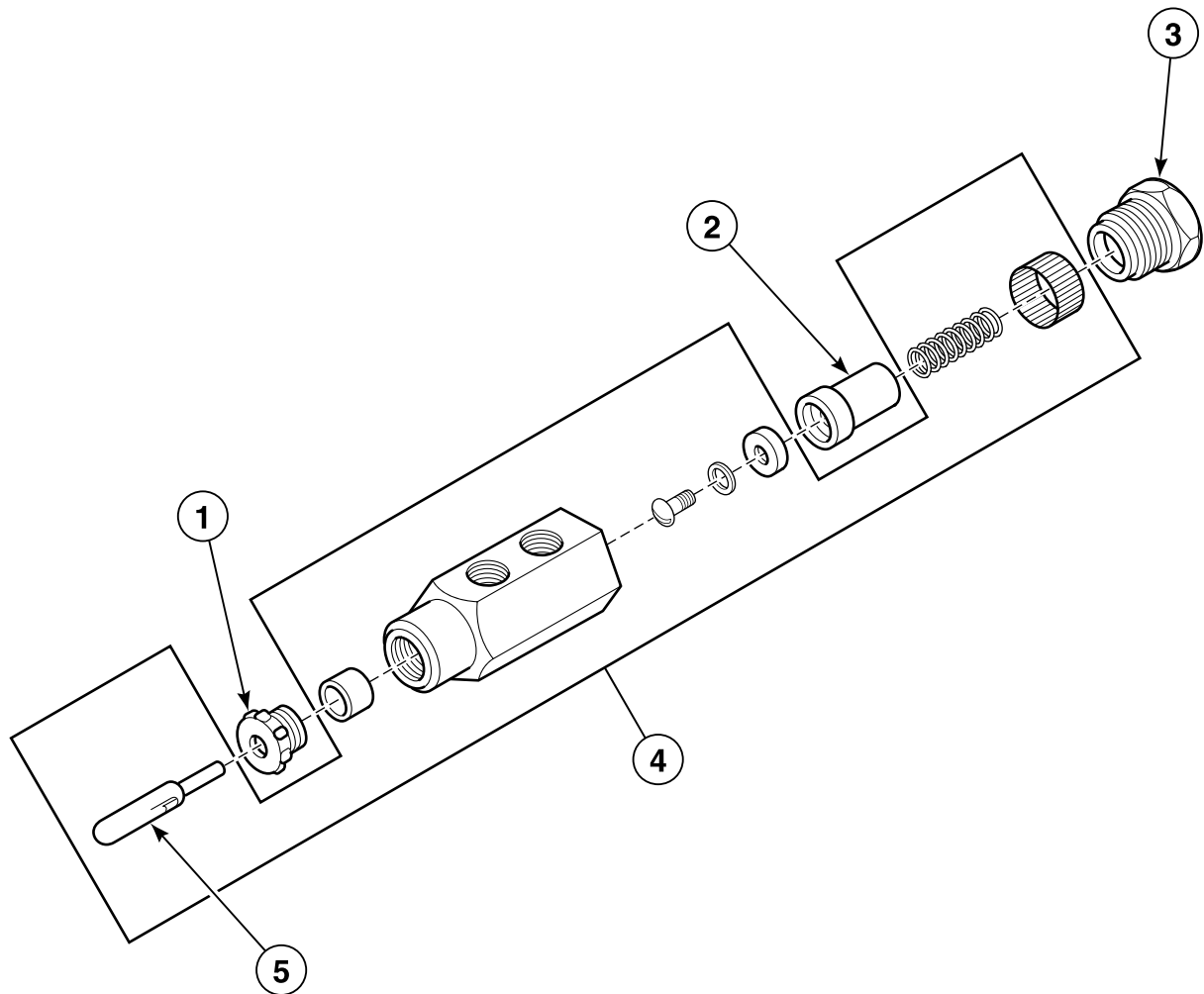
SCR499P\_AJ1013



# Steam Valve Actuator Assembly - Models Through December 1986

REF	PART NO.	DESCRIPTION	COMMENTS
	JKIT-00282	Actuating Assembly Kit	Models through July 1996
	J1576214	Steam Actuating Assembly	Models starting July 1996; Includes items 1-13
	JA-00465	Large Diaphragm Assembly	Includes items 2-8; Refer to <i>Diaphragm Assembly</i> section for parts breakdown
	J1572957	Diaphragm Assembly	Includes items 1-8
1	JA-50770	Male Compression Elbow	Old style; 3/16 x 1/8 NPT
	J1407741	Swivel Tubing Elbow	New style; Quick connect
2	J1187228	Screw	
3	JA-10502	Large Diaphragm Cap	
4	JA-18542	Diaphragm	
5	JA-00818	Large Plunger Assembly	
6	J1039676	Tapered Compression Spring	
7	JA-00819	Large Diaphragm Cap Assembly	
8	JA-50434	Nut	
9	JA-10088	Bushing	
10	JA-21325	Actuating Lever	
11	24298	Roll Pin	
12	J1179183	Screw	
13	JA-21384	Steam Bracket	

# Steam Valve Assembly



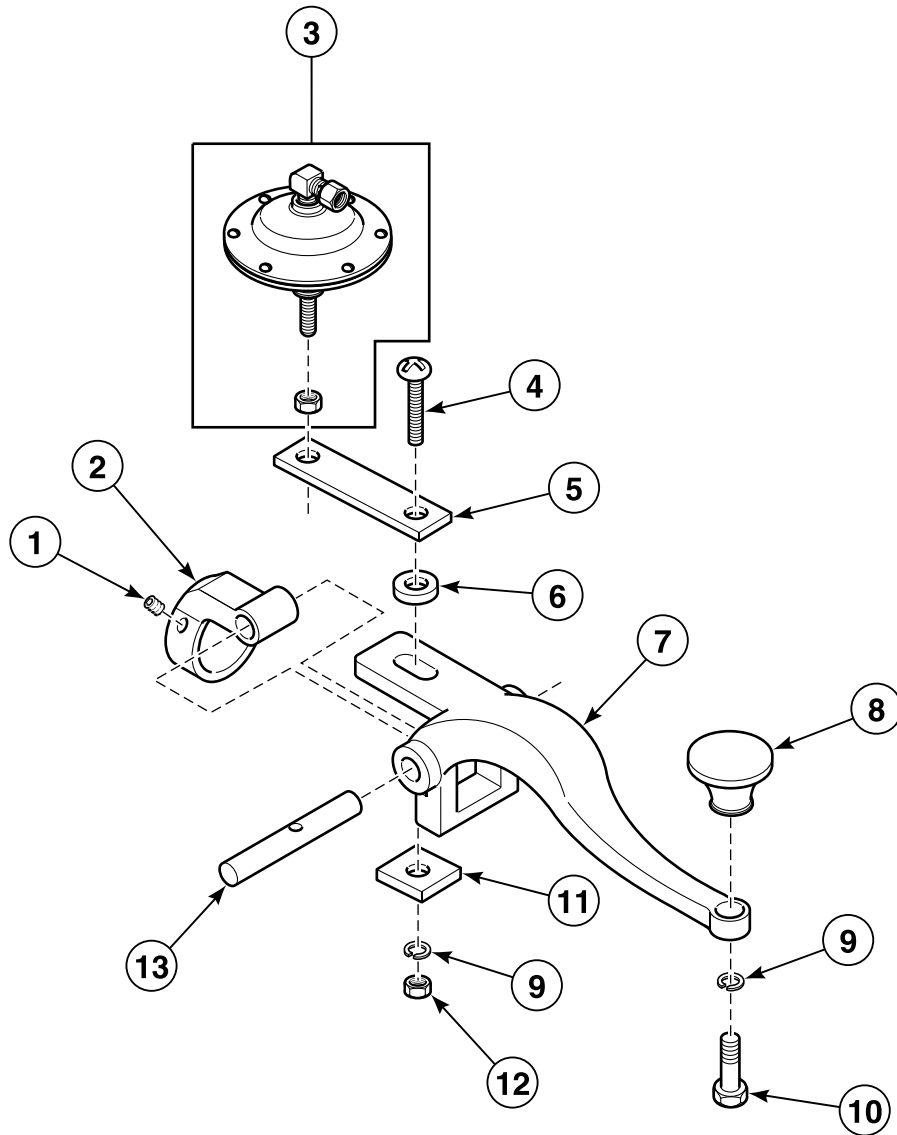
SCR509P\_AJ1013

## Steam Valve Assembly

REF	PART NO.	DESCRIPTION	COMMENTS
	J1463694P	Steam Valve Assembly	Includes items 1-5
1	JA-10165	Nut	Packing
2	JA-10166	Disc Holder	
3	JA-10164	Nut	
4	J1010-000653	Steam Valve Rebuild Kit	Includes item 5, valve body, valve stem packing, screw, washer, disc, spring and filter element
5	JA-13042	Valve Stem	

## Handle and Bracket Assembly

Models AAOUB45, ADCB18, ADCB43, ADCB446, ADCB446SE, ADCB45, ADCFB446, ADCFB446SE, AOUN45, DCB18, DCB43, DCB446, DCB446SE, DCB45, DCFB446 and DCFB446SE

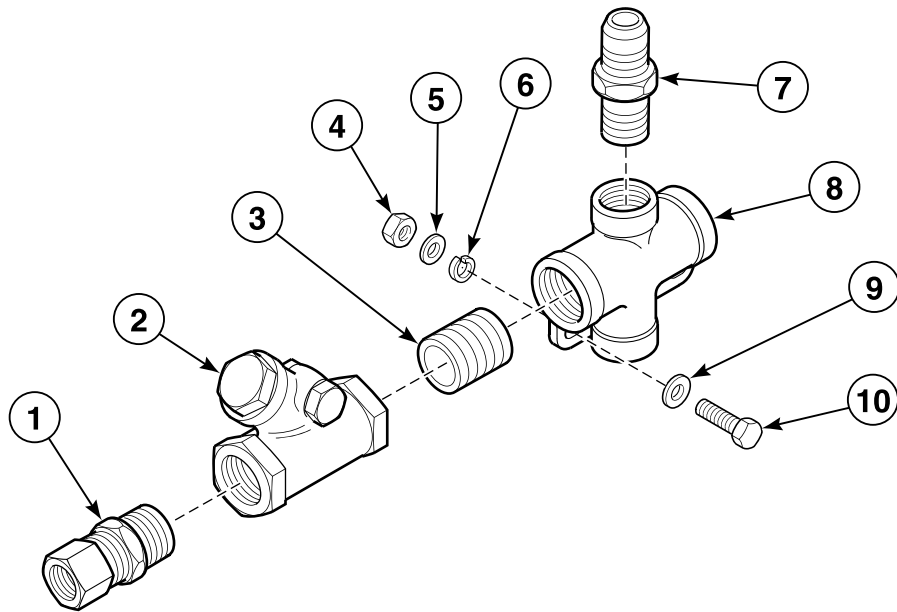


SCR1939P\_AJ1013

## Handle and Bracket Assembly

REF	PART NO.	DESCRIPTION	COMMENTS
	JA-08656P	Handle and Bracket Assembly	Includes items 1-13
1	JA-50362	Screw	3 required
2	JA-14120	Lever Support	
3	J1572957	Diaphragm Assembly	Models ADCFB446, ADCFB446SE, DCFB446 and DCFB446SE; Refer to <i>Diaphragm Assembly</i> section for parts breakdown
4	JA-52664	Screw	
5	J1466671	Spacer Block	Models ADCFB446, ADCFB446SE, DCFB446 and DCFB446SE
6	J1001270	Washer	Models ADCFB446, ADCFB446SE, DCFB446 and DCFB446SE
	70142	Nut	
7	JA-22348	Valve Handle	
8	JA-52938	Knob	
9	M400013	Washer	2 required
10	M400057	Screw	
11	J1466689	Spacer Block	Models ADCFB446, ADCFB446SE, DCFB446 and DCFB446SE
12	70142	Nut	
13	JA-10171	Lever Pin	

## Steam Inlet



SCR494P\_AJ1013

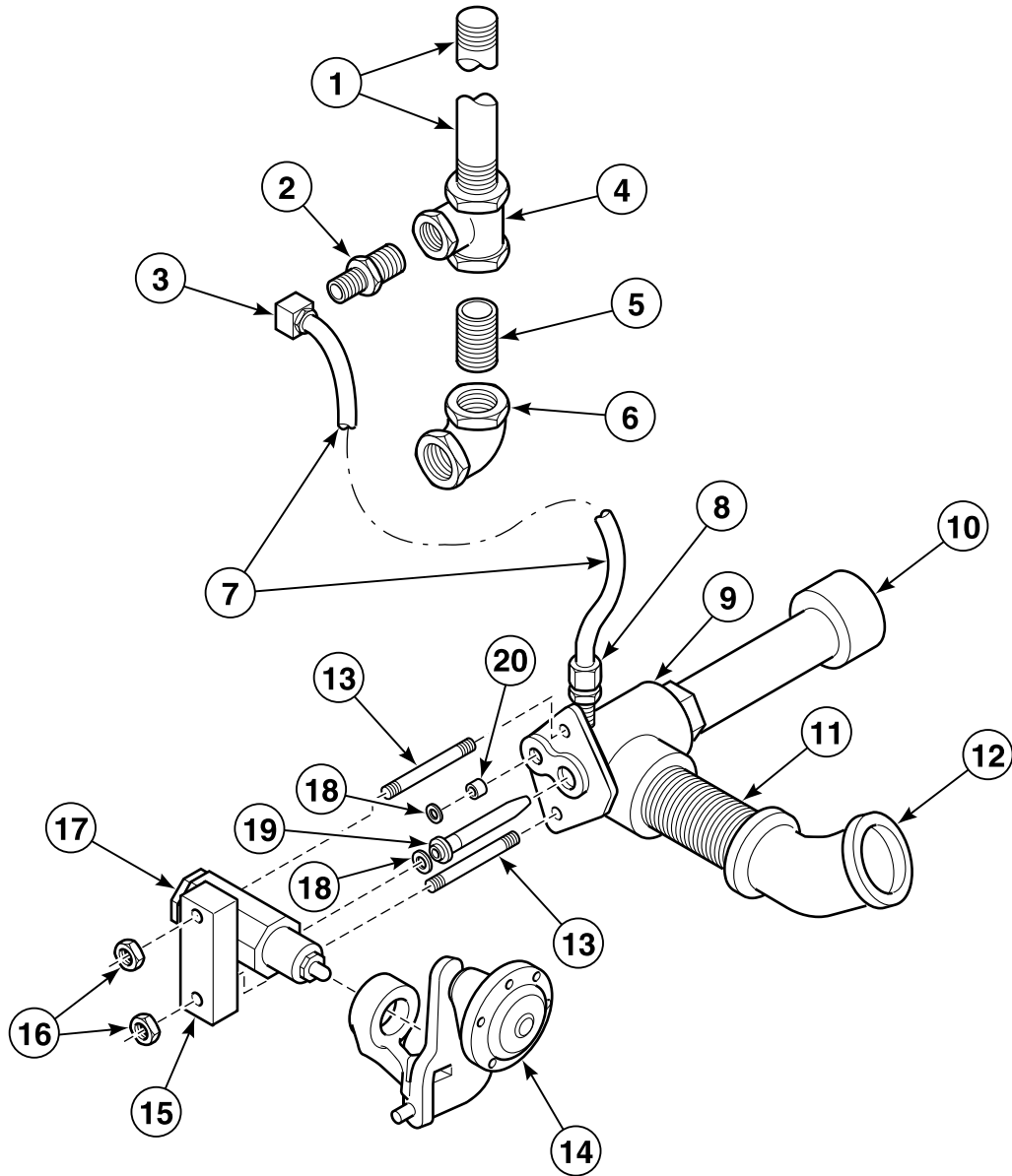
## Steam Inlet

REF	PART NO.	DESCRIPTION	COMMENTS
	JA-83598	Steam Inlet	Includes items 1-3, 7 and 8
1	J200203600	Male Connector	
2	JA-50588	Swing Check Valve	
3	431182P	Shut-Off Valve Kit	
4	70142	Nut	
5	JA-13261	Manifold Spacer	
6	M400013	Washer	
7	J1319276	Flare Connector	
8	JA-29863	Steam Manifold	
9	J1001270	Washer	
10	N/A	Screw	

**N/A = Part no longer available**

# Steam Vacuum

Optional on Older Machines; Repair Only



SCR512P\_AJ1013



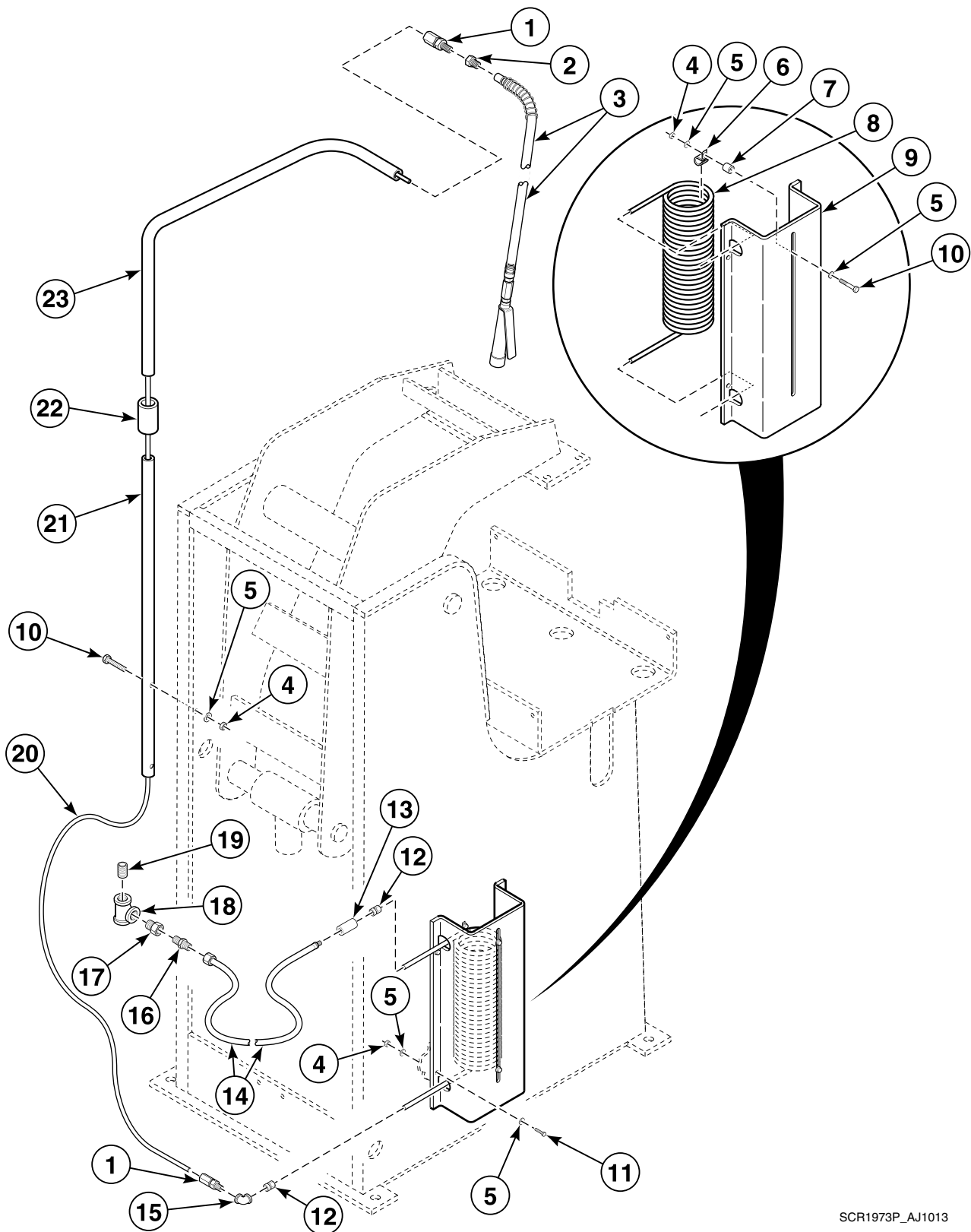
## Steam Vacuum

REF	PART NO.	DESCRIPTION	COMMENTS
	JA-10652	Bar	Used between item 15 and item 17
1	J1240860	Pipe Nipple	
2	JC-19682	Reducing Bushing	
3	J1151620	Compression Elbow	
4	JC-70628	Pipe Tee	
5	J1236553	Pipe Nipple	
6	J1239383	Pipe Elbow	
7	J1106665	Tubing	Copper; 3/8 inch OD
8	JA-50764	Compression Connector	
9	N/A	Vacuum Tee	
10	N/A	Ejector	
11	N/A	Pipe Nipple	
12	N/A	Elbow	
13	N/A	Steam Stud	
14	J1576214	Steam Actuating Assembly	Refer to <i>Steam Valve Actuator Assembly</i> section for parts breakdown
15	N/A	Clamp	
16	JC-48289	Nut	
17	J1463694P	Steam Valve Assembly	Refer to <i>Steam Valve Assembly</i> section for parts breakdown
18	JA-55084	Gasket	
19	N/A	Steam Nozzle	
20	JA-27453	Valve Guide	

**N/A = Part no longer available**

# Manual Spray and Condenser Coil Assemblies

Optional  
Models Starting October 2002



SCR1973P\_AJ1013

# Manual Spray and Condenser Coil Assemblies

REF	PART NO.	DESCRIPTION	COMMENTS
	F140605	Cable Tie	
1	J1151661	Compression Connector	2 required
2	JA-17958	Mounting Plug	
3	JA-51110	Water Gun Assembly	Refer to <i>Water Gun Assembly</i> section for parts breakdown
4	F431024	Nut	8 required
5	F431147	Washer	14 required
6	J0637412-00	Pipe Clamp	4 required
7	J0637433-00	Spacer	2 required
8	J1471234	Condenser Coil	
9	J1468495	Condenser Coil Cover	
10	F430913	Screw	4 required
11	F430939	Screw	4 required
12	N/A	Connector	2 required
13	N/A	Coupling	
14	J1319268	Steam Hose	Flexible
15	JC-28247	Pipe Elbow	
16	J1319276	Flare Connector	
17	JC-19662	Reducing Bushing	
18	JA-52352	Pipe Tee	
19	J1236553	Pipe Nipple	
20	J1410257	Tubing	
21	J0637402-00	Spray Gun Mounting Tube	
22	J0637403-00	Coupling	
23	J0637401-00	Spray Gun Mounting Tube	

N/A = Part no longer available

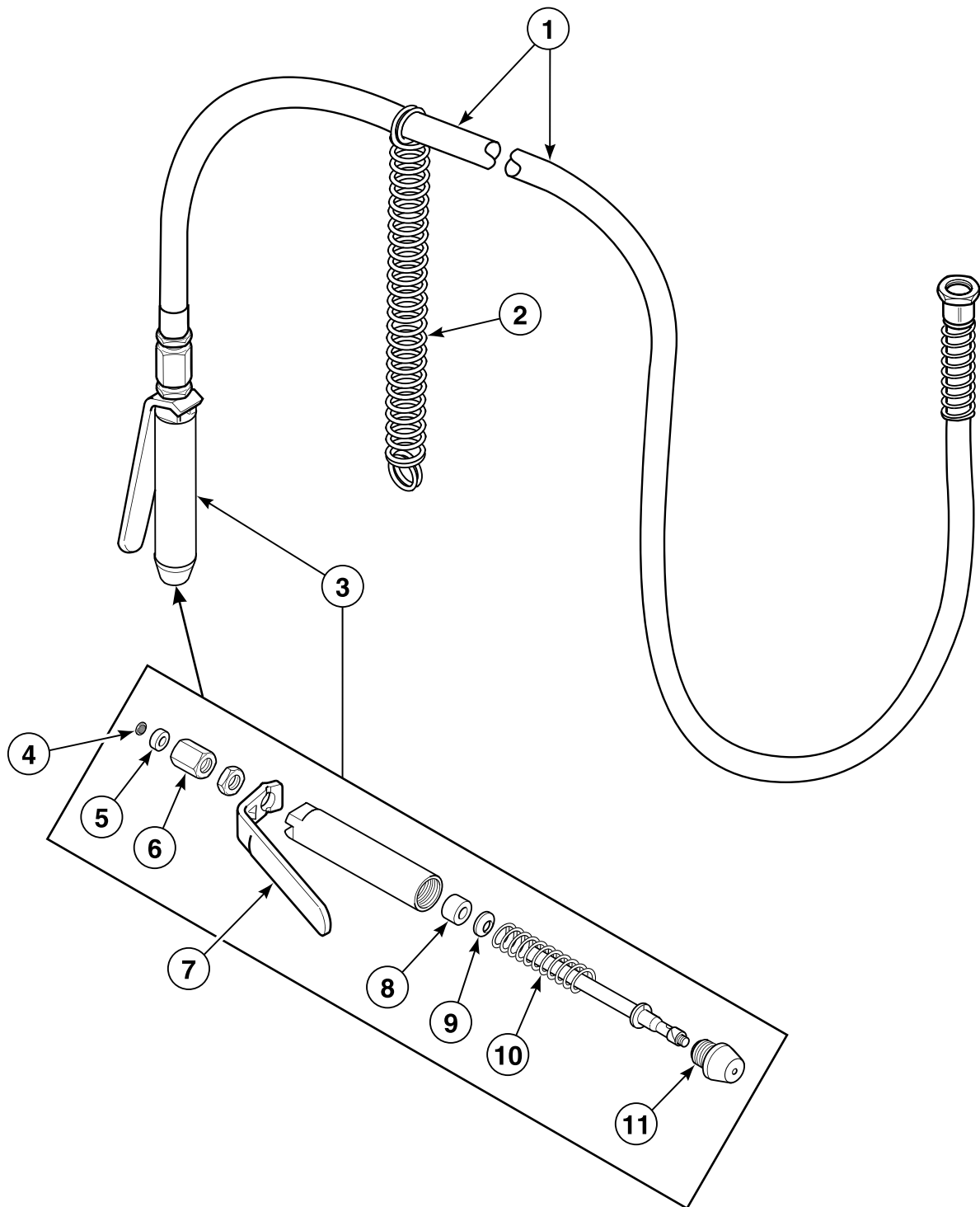
## SCR1974P\_AJ1013

## Manual Spray with Copper Coil

REF	PART NO.	DESCRIPTION	COMMENTS
	JA-05652	Spray Gun Bracket Assembly	Includes items 1-3, 14 and 19
1	N/A	Mounting Tube	
2	J1151661	Compression Connector	
3	JA-17958	Mounting Plug	
4	JA-51110	Water Gun Assembly	Refer to <i>Water Gun Assembly</i> section for parts breakdown
5	J1000736	Nut	
6	J1000975	Washer	
7	JA-12279	Coil Mounting Bar	
8	J1471234	Condenser Coil	
9	J1468495	Condenser Coil Cover	
10	JA-52038	Screw	
11	J1001734	Screw	4 required
12	JA-09231	Condenser Flow Control	Includes items 2, 13 and 14
13	J200203500	Male Connector	
14	JA-50676	Pipe Coupling	
15	J1001015	Washer	4 required
16	20275	Nut	4 required
17	JC-70628	Pipe Tee	
18	J1236553	Pipe Nipple	
19	J1410257	Tubing	
20	20275	Nut	4 required
21	03189	Washer	2 required
22	JA-52524	Screw	2 required

N/A = Part no longer available

# Water Gun Assembly

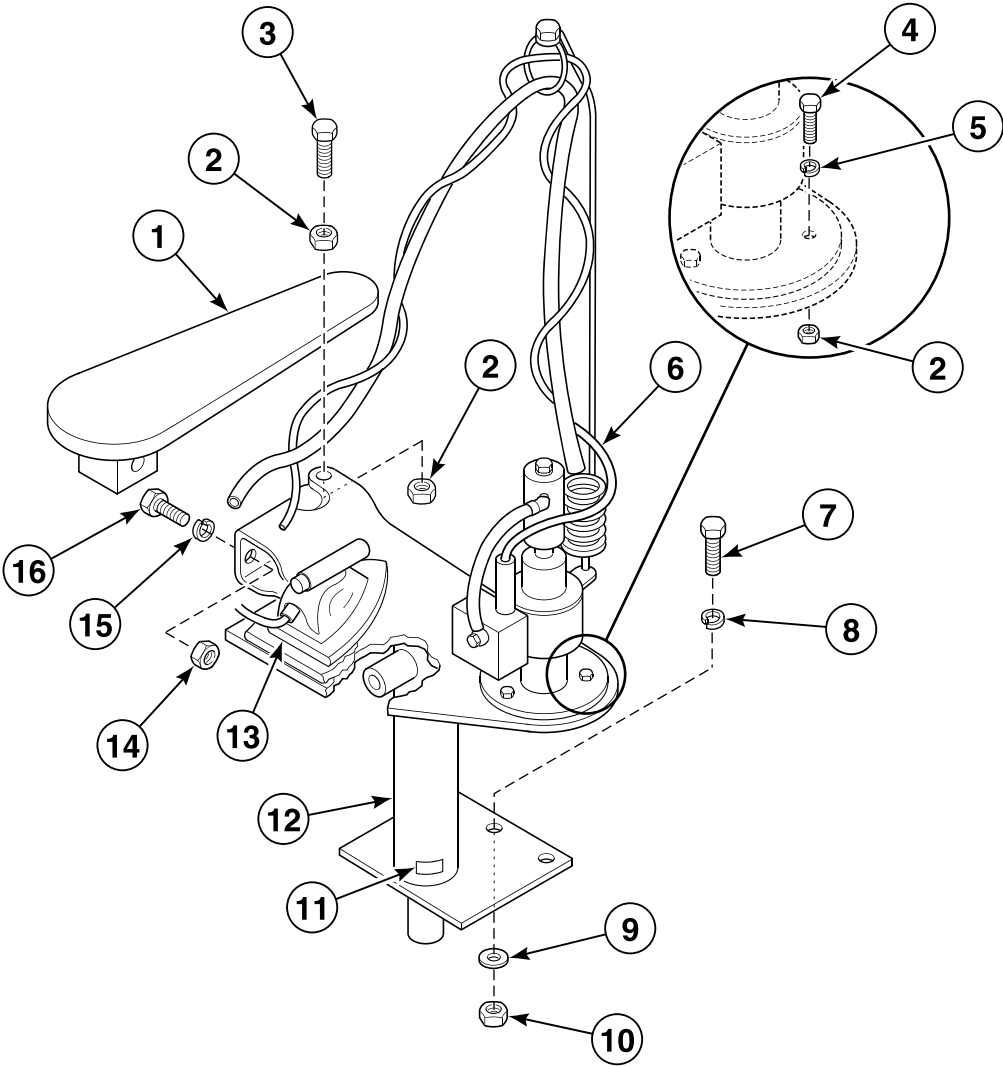


SCR515P\_AJ1013

## Water Gun Assembly

REF	PART NO.	DESCRIPTION	COMMENTS
	JA-51110	Water Gun Assembly	Includes items 1-11
1	JA-51793P	Hose Assembly	
2	JA-50949	Spring	Use to attach hose to cabinet
3	JA-51792	Water Gun	Includes items 4-11
4	JA-50640	Water Gun Filter Screen	
5	JA-50649	Coupling Packing	
6	JA-50639	Water Gun Coupling	
7	JA-50638	Water Gun Handle	
8	JA-50646	Water Gun Packing	
9	JA-50647	Washer	Brass
10	JA-50648	Water Gun Spring	
11	JA-50641	Water Gun Nozzle	

**Iron and Lowboy Assembly - Models Through 1997**



SCR1050P\_AJ1013

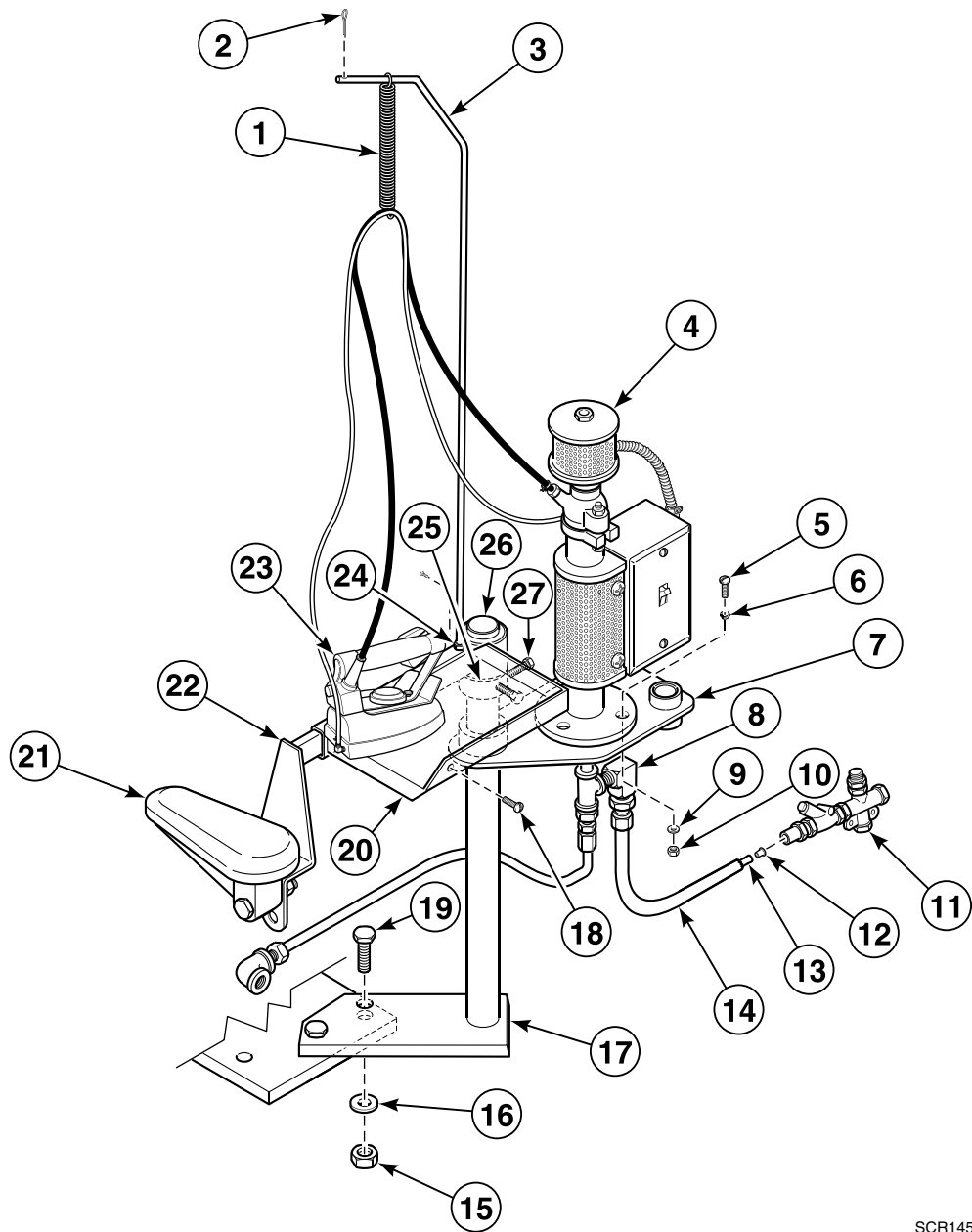


## Iron and Lowboy Assembly - Models Through 1997

REF	PART NO.	DESCRIPTION	COMMENTS
	J1144518	Steam Iron Assembly	220 Volt; Includes items 6 and 12
	J1144526	Iron Assembly	110 Volt; Includes items 6 and 12
	X359	Hose	Use with item 13; Includes coupling
1	JA-80378	Padding and Sleeve Board Assembly	Includes JA-04930 Padding Set, J0637474-00 Sleeve Ironing Board Machining, JA-50947 Spring, JA-55096 Nut and JA-55097 Screw
2	20275	Nut	4 required
3	20253	Screw	
4	JA-52426	Screw	
5	J1185073	Washer	4 required
6	J1142611	Low Boy Assembly	220 or 240 Volt
	J1142603	Low Boy Assembly	110 Volt
7	M400063	Screw	
8	91200	Washer	
9	J1178391	Washer	
10	J1000850	Nut	
11	N/A	Label	Drain daily
12	J1472240	Condenser and Iron Weldment	
13	JA-54016	Steam Iron	110 Volt; With thumb switch
	JA-54017	Steam Iron	220 Volt; With thumb switch
14	70142	Nut	
15	M400013	Washer	
16	JC-63313	Screw	

**N/A = Part no longer available**

## Iron and Lowboy Assembly - Models Starting 1997



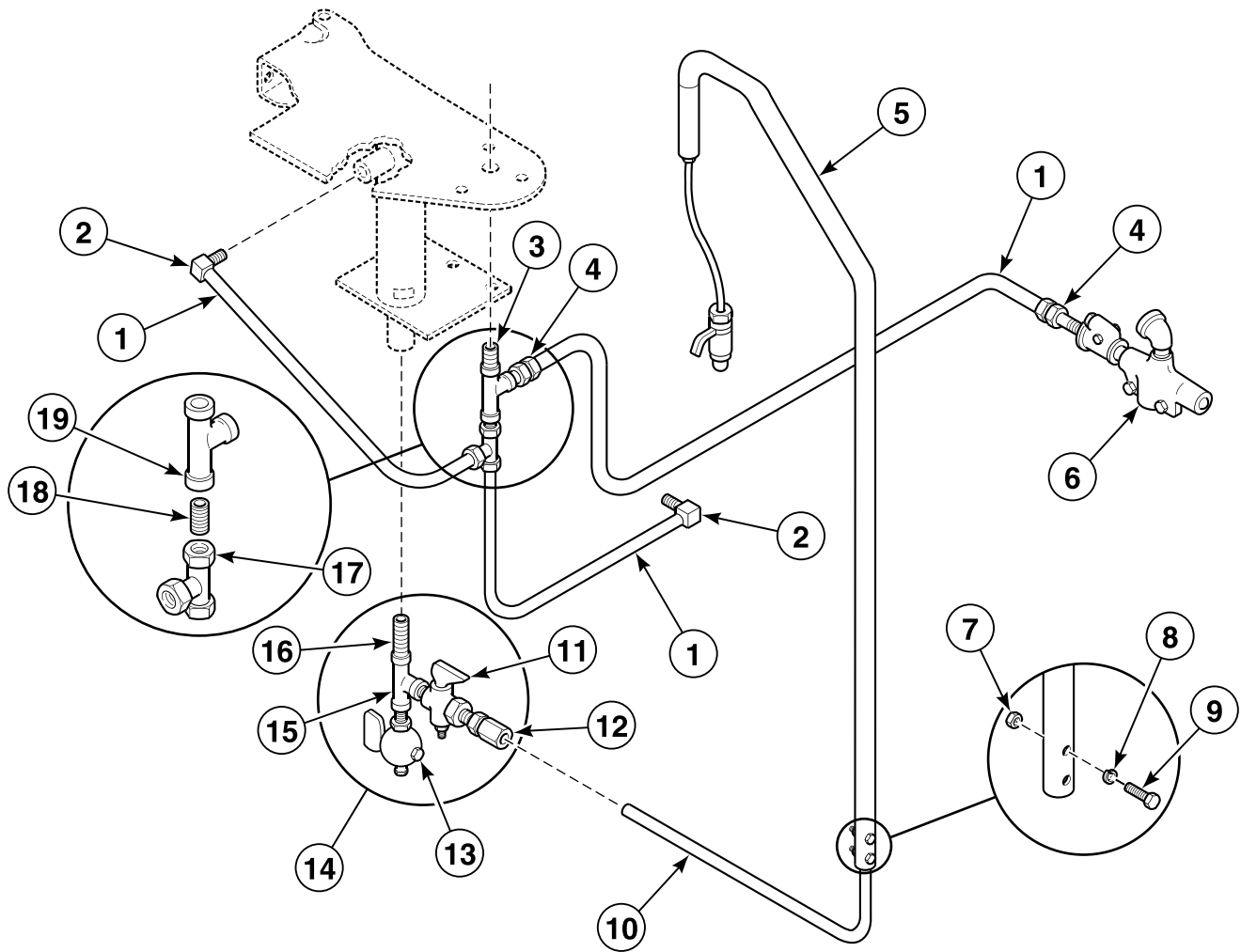
SCR1459P\_AJ1013

## Iron and Lowboy Assembly - Models Starting 1997

REF	PART NO.	DESCRIPTION	COMMENTS
	X359	Hose	Use with item 23; Includes coupling
1	JA-52758	Spring	
2	J1177765	Cotter Pin	
3	J1483353	Low Boy Cord Hanger	
4	J1142603	Low Boy Assembly	110 Volt
	J1142611	Low Boy Assembly	220 or 240 Volt
5	JA-52426	Screw	3 required
6	JC-80513	Washer	3 required
7	J1483379	Low Boy Support Weldment	
8	J1151620	Compression Elbow	
9	J1185073	Washer	3 required
10	20275	Nut	3 required
11	JA-83598	Steam Inlet	Refer to <i>Steam Inlet</i> section for parts breakdown
12	JC-19682	Reducing Bushing	2 required
13	J1106665	Tubing	3/8 inch OD
14	JM-90527	Braided Sleeving Insulation	
15	20274	Nut	2 required
16	M400081	Washer	2 required
17	J1483734	Pivot Tube Weldment	
18	JC-62304	Screw	
19	N/A	Screw	2 required
20	J1483296	Iron Support Weldment	
21	JA-80378	Padding and Sleeve Board Assembly	
22	J1483387	Sleeve Board Support Weldment	
23	JA-54016	Steam Iron	110 Volt
	JA-54017	Steam Iron	220 Volt
24	JC-22260	Screw Collar	
25	J1483650	Altered Set Collar	
26	J1427103	Vent Plug	
27	J1179001	Screw	

N/A = Part no longer available

# Hand Steam Iron Piping - Models Through 1997



SCR1043P\_AJ1013

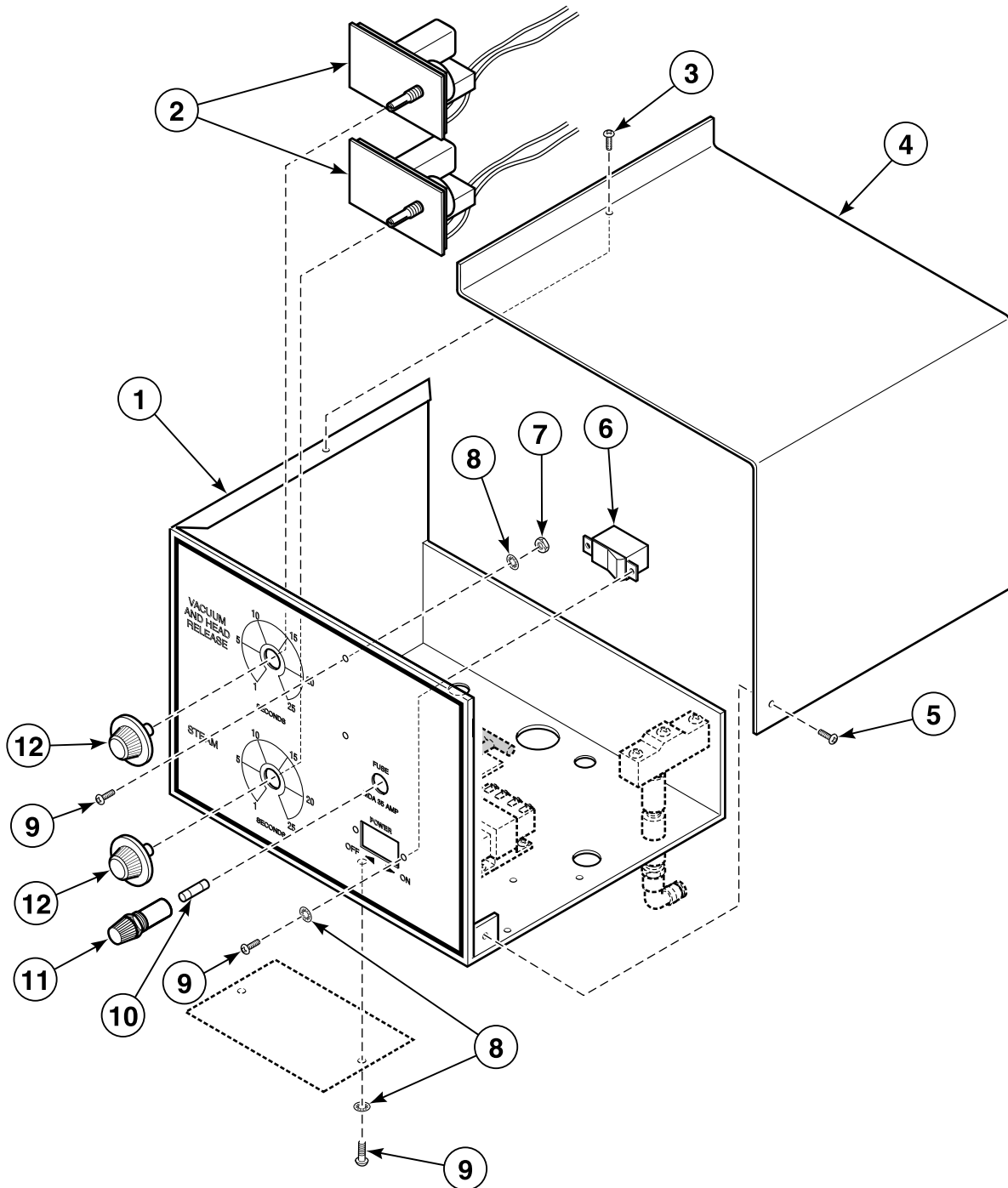
## Hand Steam Iron Piping - Models Through 1997

REF	PART NO.	DESCRIPTION	COMMENTS
	JM-90527	Braided Sleeving Insulation	
	JA-05652	Spray Gun Bracket Assembly	Includes items 5, 7-10, 12 and JA-17958 Mounting Plug
	JA-17958	Mounting Plug	
1	J1106665	Tubing	3/8 inch OD
2	J1151620	Compression Elbow	
3	N/A	Pipe Nipple	
4	JC-30919	Male Compression Connector	
5	N/A	Mounting Tube	
6	JA-83598	Steam Inlet	Refer to <i>Steam Inlet</i> section for parts breakdown
7	20275	Nut	
8	03189	Washer	
9	JA-52524	Screw	
10	J1410257	Tubing	Nylon
11	J1246024	Needle Valve	Models through February 1992
12	J1151661	Compression Connector	Models through February 1992
13	JC-21902	Petcock	Models through February 1992
14	N/A	Drain Assembly	Includes items 11-13, 15 and 16; Models through February 1992
15	JC-70614	Pipe Tee	Models through February 1992
16	J1232313	Pipe Nipple	Models through February 1992
17	JA-55627	Male Compression Tee	
18	JC-19682	Reducing Bushing	
19	JC-70628	Pipe Tee	

N/A = Part no longer available

# Control Assembly (Drawing 1 of 3)

Programmer Models Only



SCR1470P\_AJ1013

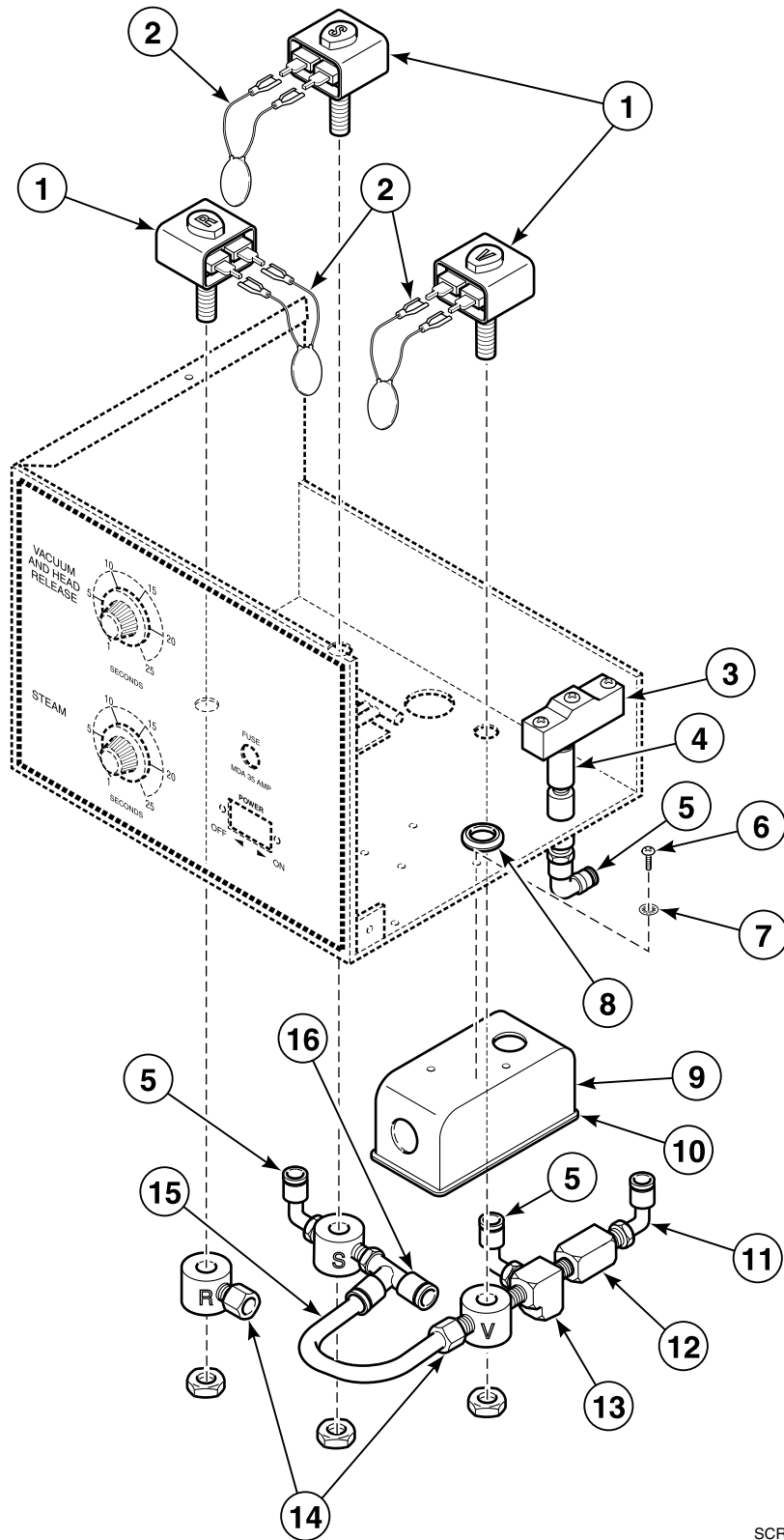
## Control Assembly (Drawing 1 of 3)

REF	PART NO.	DESCRIPTION	COMMENTS
	J1467992	Control Box Assembly	Includes all items in <i>Control Assembly</i> section; 220-240 Volt/50 or 60 Hertz
	N/A	Control Assembly	Includes all items in <i>Control Assembly</i> section; 110-120 Volt/50 or 60 Hertz
<b>1</b>	J1364710	Control Enclosure Weldment	
<b>2</b>	J200050400	Common Timer Circuit Board Kit	25 seconds; 115 Volt; 2 required
<b>3</b>	M400044	Screw	
<b>4</b>	J1364702	Right Side Mount Cover Weldment	
<b>5</b>	M400664	Screw	
<b>6</b>	JA-54272	Switch	SPST
<b>7</b>	02788	Nut	
<b>8</b>	J1216357	Washer	
<b>9</b>	J1233162	Screw	
<b>10</b>	J1364843	Fuse	3/4 Amp
<b>11</b>	JA-53621	Fuse Holder	30 Amp
<b>12</b>	JE-66022	Knob	

N/A = Part no longer available

# Control Assembly (Drawing 2 of 3)

Programmer Models Only



SCR2052P\_AJ1013



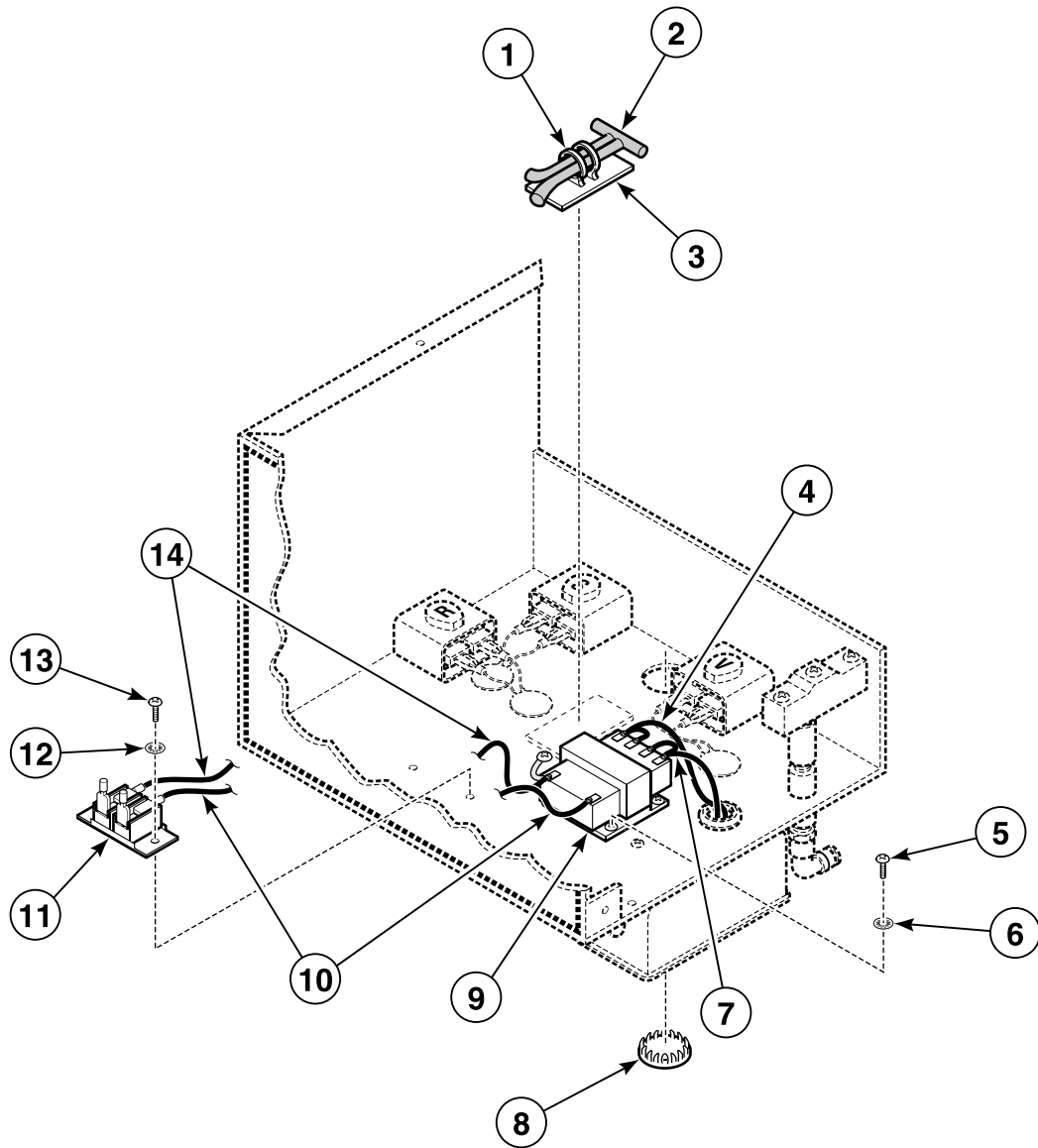
## Control Assembly (Drawing 2 of 3)

REF	PART NO.	DESCRIPTION	COMMENTS
	J1467992	Control Box Assembly	Includes all items in <i>Control Assembly</i> section; 220-240 Volt/50 or 60 Hertz
	N/A	Control Assembly	Includes all items in <i>Control Assembly</i> section; 110-120 Volt/50 or 60 Hertz
1	J1362854P	3-Way Solenoid Valve	NC
2	J1378652	Varistor Assembly	Includes nut
3	J1526540	Limit Switch	15 Amp
4	J1526532	Pilot Actuator	
5	J1407741	Swivel Tubing Elbow	Models starting July 1996
	JA-50770	Male Compression Elbow	Models through July 1996
6	M400044	Screw	
7	J1085992	Washer	
8	N/A	Snap-In Bushing	Insulating
9	J1232958	Electric Outlet Box	
	J1189125	Terminal Lug	
10	J1075621	Electric Box Cover	
11	JA-50770	Male Compression Elbow	Models starting July 1996
	J1019298	Compression Elbow	Models through July 1996
12	JA-19559	Closing Speed Orifice	
13	N/A	Pipe Tee	
14	J1408004	Connector	Models starting July 1996; 2 required
	J1151661	Compression Connector	Models through July 1996; 2 required
15	JM-95918P	Tubing	Nylon
16	J1438357	Quick Tubing Tee	Models starting July 1996
	JA-52314	Male Compression Tee	Models through July 1996

N/A = Part no longer available

# Control Assembly (Drawing 3 of 3)

Programmer Models Only



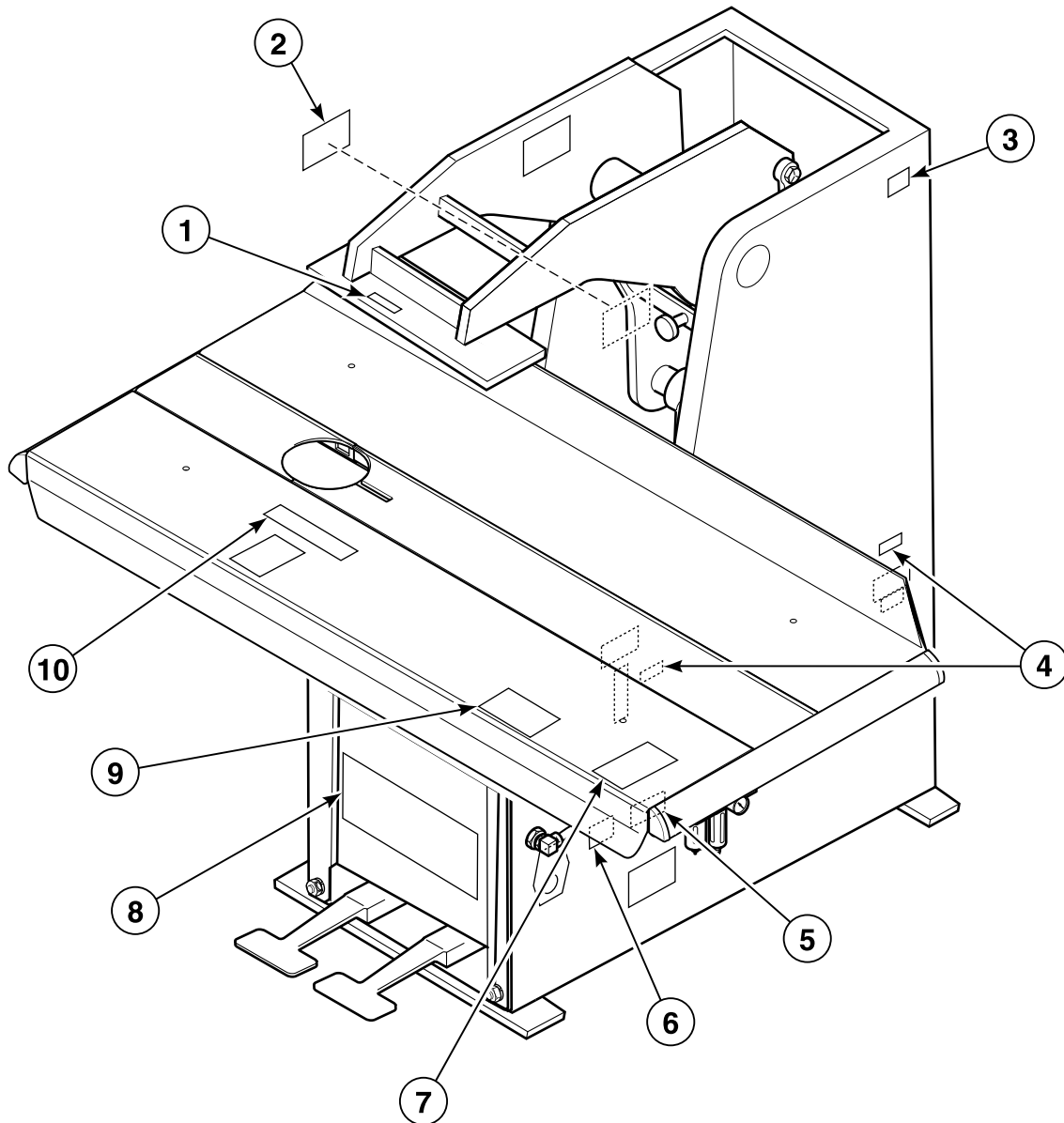
SCR2053P\_AJ1013

## Control Assembly (Drawing 3 of 3)

REF	PART NO.	DESCRIPTION	COMMENTS
	J1467992	Control Box Assembly	Includes all items in <i>Control Assembly</i> section; 220-240 Volt/50 or 60 Hertz
	N/A	Control Assembly	Includes all items in <i>Control Assembly</i> section; 110-120 Volt/50 or 60 Hertz
1	N/A	Strap	
2	J1364199	Wire Harness	
3	N/A	Adhesive Mount	
4	J1131333	14 Gauge Wire	220 Volt machines; Black
5	M400044	Screw	
6	J1085992	Washer	
7	N/A	14 Gauge Wire	220 Volt machines; Red
8	JA-53433	Button Hole Plug	
9	JC-73140	Open Frame Transformer	220 Volt machines
10	45001	18 Gauge Wire	220 Volt machines; Black
	J1131333	14 Gauge Wire	110 Volt machines; Black
11	N/A	Terminal Block	
12	21734	Washer	
13	J1199389	Screw	
14	N/A	18 Gauge Wire	220 Volt machines; White
	N/A	14 Gauge Wire	110 Volt machines; White

**N/A = Part no longer available**

# Label Application



SCR1901P\_AJ1013

# Label Application

REF	PART NO.	DESCRIPTION	COMMENTS
1	J1266543	Lock Label	
2	JA-17841	Steam Inlet Label	
3	J200156500	Shut-Off Warning Decal	
4	JA-17840	Steam Return Label	
5	J1326156	Air Pressure Label	
6	JA-17842	Air Inlet Label	
7	N/A	Do Not Lift Table Label	
8	70240801	Nameplate Overlay	
9	JA-35954	Close Label	
10	JA-35953	Open Label	

N/A = Part no longer available

## This image shows a full page of blank white paper with horizontal ruling lines. The lines are evenly spaced and run across the width of the page, providing a template for writing or drawing. There are no margins, text, or other markings present.

# Parts Index

## A

Actuating Assembly Kit JKIT-00282 .....	99
Actuating Lever JA-21325 .....	99
Actuating Pad JA-26238 .....	69, 71, 73, 75
Air Cylinder J1391390 .....	97
Air Cylinder and Fitting Assembly J1538784 .....	41, 43, 83
Air Cylinder Clevis Assembly JA-04358 .....	11
Air Gauge Assembly J1575638P .....	41, 43, 87
Air Hose J1356625 .....	41, 43
Air Inlet Assembly J1575976 .....	43, 47
Air Inlet Label JA-17842 .....	127
Air Lubricator Bowl J1647536 .....	55
Air Muffler JA-53584 .....	47, 49, 77, 79
J1327469 .....	81
Air Pressure Label J1326156 .....	127
Air Strainer Assembly JA-00211 .....	45, 61
Air Vacuum Valve Assembly J200175000P .....	41, 43, 89
Altered Set Collar J1483650 .....	117
Anvil Cover Assembly JA-08688 .....	35
J0637253-00 .....	25, 29, 35
J0637255-00 .....	27, 31
J0637257-00 .....	25
Anvil Spacer JA-28147 .....	37
JA-28148 .....	37
JA-28149 .....	37

## B

Bar JA-10652 .....	95, 97, 107
Barbed Hose Connector JA-11534 .....	51
JA-54300 .....	51, 77, 79
Basket Adjustment Guide JA-24299 .....	15
Bearing Assembly J1465095 .....	9
Bolt JA-12742 .....	17
JA-18003 .....	17

JC-17903 .....	7
J1382878 .....	7
M401393 .....	7
Bracket J1571405 .....	55
Braided Sleeving Insulation JM-90527 .....	93, 117, 119
Buck Alignment Shim J1122969 .....	37
Buck Alignment Shim Kit J1122977P .....	37
Buck Weldment JA-82012P .....	35
JA-82116P .....	35
JA-82119P .....	35
JA-82120 .....	35
J1061753P .....	35
J1629278 .....	35
Bumper J1042480 .....	11
Bushing JA-10088 .....	99
Button Hole Plug JA-53433 .....	125

## C

Cable Tie F140605 .....	109
Check Rod JA-27758 .....	21
Check Rod Assembly JA-82474 .....	11, 21
Clevis Pin JA-53333 .....	13
Clevis Shaft JA-27760 .....	13
J1474709 .....	11, 13
Close Label JA-35954 .....	127
Closing Bar Weldment J1462787 .....	9
Closing Cylinder J0250101-00 .....	85
Closing Cylinder Assembly J0637118-00 .....	85
Closing Cylinder Valve Assembly J1465079 .....	83
Closing Speed Orifice JA-19559 .....	89, 97, 123
Coil Mounting Bar JA-12279 .....	111
Common Timer Circuit Board Kit J200050400 .....	121
Compact Air Filter J1028851 .....	53
Compression Connector JA-50764 .....	107
J1151661 .....	51, 69, 71, 73, 75, 109, 111, 119, 123

N/A items do not appear in index.

Compression Elbow	
J1019298 .....	63, 65, 123
J1151620 .....	93, 107, 117, 119
J1151653 .....	45, 51, 83
Compression Spring	
JA-51336 .....	67
JA-51340 .....	37
JA-51372 .....	45
Condenser and Iron Weldment	
J1472240 .....	115
Condenser Coil	
J1471234 .....	109, 111
Condenser Coil Cover	
J1468495 .....	109, 111
Condenser Flow Control	
JA-09231 .....	111
Connector	
JA-55681 .....	95
J1408004 .....	47, 51, 69, 71, 73, 75, 83, 85, 89, 123
Connector Assembly	
J200179300 .....	57, 59
Control Box Assembly	
J1467992 .....	121, 123, 125
Control Enclosure Weldment	
J1364710 .....	121
Corkprene Gasket	
J1381961 .....	79
Cotter Pin	
JA-50524 .....	13
JC-54791 .....	13
JC-54846 .....	95
J1177765 .....	117
Coupling	
J0637403-00 .....	109
Coupling Packing	
JA-50649 .....	113
Coupling Weldment	
J1362805 .....	53
Cover Grid Plate	
J1265966 .....	35
J1265974 .....	35
J1355841 .....	35
J1355858 .....	35
Cylinder Body	
JA-10671 .....	77
JA-27739 .....	79
Cylinder Body Weldment Assembly	
J1296565 .....	83
Cylinder Head Assembly	
J1046705 .....	79
Cylinder Head Gasket	
J1428986 .....	83
J1428994 .....	77
Cylinder Mounting Bracket	
J1391168 .....	97
Cylinder Rebuild Kit	
J798866 .....	85
J798868 .....	77
J798869 .....	79, 81
Cylinder Spacer	
JA-13208 .....	83

## D

Diaphragm	
JA-18542 .....	65, 99
Diaphragm Assembly	
J1572957 .....	9, 41, 65, 99, 103
Diaphragm Bracket	
J1462712 .....	9
Disc	
JA-30139 .....	11
Disc Holder	
JA-10166 .....	101
Dump Valve and Fittings Assembly	
J1575372 .....	41, 63
Dump Valve Kit	
JKIT-00255 .....	63
Dump Valve, 3-Way	
JA-54354 .....	47, 49, 51
JA-54437 .....	63

## E

Electric Box Cover	
J1075621 .....	123
Electric Outlet Box	
J1232958 .....	123
Element Replacement Kit	
J200200100 .....	59
Extension Spring	
JA-50940 .....	7
JA-51509 .....	95
J1125889 .....	7, 9

## F

Felt Seal	
JA-10777 .....	77
Female Rod End Bearing	
JA-53961 .....	21, 83, 85
JA-54141 .....	21
Filter Element Kit	
J200203300 .....	59
Filter Kit	
J200032100 .....	57
Filter/Lubricator Assembly	
J1364322P .....	53
Filter/Regulator	
J1557487P .....	55
Filter/Regulator Assembly	
J200179100P .....	57
J200203800 .....	59
Filter/Regulator Auto Drain Kit	
J1637644 .....	55, 57
Filter/Regulator Maintenance Kit	
J1637636 .....	55
Filter/Regulator/Lubricator Assembly	
J1557479P .....	41, 43, 55
J200127500 .....	57
Filter/Regulator/Mist Separator Assembly	
J200200400P .....	59

N/A items do not appear in index.



Flare Connector	
J1319276 .....	93, 105, 109
Friction Lever	
J1462670 .....	7
J1629294 .....	7
Front Cover	
JA-27801 .....	13
Front Table	
J0636923-00 .....	25
J0636925-00 .....	25
J0636929-00 .....	29
J0636930-00 .....	27
J0636931-00 .....	31
Fuse	
J1364843 .....	121
Fuse Holder	
JA-53621 .....	121

## G

Gasket	
JA-55084 .....	95, 97, 107
Grid Plate	
JA-51684 .....	35
J1265933 .....	35

## H

Handle and Bracket Assembly	
JA-08656P .....	93, 103
Handle and Caps Assembly	
70154401 .....	25, 27, 29, 31
Head Cover	
JA-22281 .....	37
JA-25687 .....	37
JA-27264 .....	37
JA-27494 .....	37
JA-27495 .....	37
JA-27504 .....	37
J1036680 .....	37
J1468594 .....	37
J1515188 .....	37
J1629567 .....	37
Head Spring Assembly	
JA-03942 .....	17
JA-03943 .....	17
Head Weldment	
JA-81914 .....	35
JA-81917 .....	35
JA-81919 .....	35
JA-81924 .....	35
JA-82136 .....	35
J1017375 .....	35
J1314194 .....	35
J1466606 .....	35
J1515113 .....	35
J1626811 .....	35
Hose	
X359 .....	115, 117
Hose Assembly	
JA-51793P .....	113

## I

Inner Race Bearing	
JA-50893 .....	11
Inside Piston Plate	
JA-15866 .....	79
Inside Plate	
JA-10891 .....	77
JA-11069 .....	83
Insulation Cover Assembly	
JA-82938 .....	37
Iron Assembly	
J1144526 .....	115
Iron Support Weldment	
J1483296 .....	117

## K

Knob	
JA-52938 .....	15, 103
JE-66022 .....	121

## L

Large Diaphragm Assembly	
JA-00465 .....	65, 99
Large Diaphragm Cap	
JA-10502 .....	65, 99
Large Diaphragm Cap Assembly	
JA-00819 .....	65, 99
Large Plunger Assembly	
JA-00818 .....	65, 99
Left Spring Hanger	
JA-05584 .....	17
Lever Pin	
JA-10171 .....	103
Lever Support	
JA-14120 .....	103
Limit Switch	
J1526540 .....	123
Lock Label	
J1266543 .....	127
Lock-Out Valve	
J1557503 .....	55
J200179000 .....	57, 59
Long Center Table	
J0636938-00 .....	25
J0636941-00 .....	25, 29
J0636943-00 .....	27, 29
Low Boy Assembly	
J1142603 .....	115, 117
J1142611 .....	115, 117
Low Boy Cord Hanger	
J1483353 .....	117
Low Boy Support Weldment	
J1483379 .....	117
Lower Cylinder Head	
JA-27414 .....	77
Lower Head	
JA-17711 .....	83

N/A items do not appear in index.

JA-27282 .....	79
Lubricator	
J1141985 .....	53
J1557495 .....	55
Lubricator Assembly	
J200179200 .....	57
Lubricator Kit	
J200032400 .....	57
Lubricator Maintenance Kit	
J1637628 .....	55

## M

Male Compression Connector	
JC-30919 .....	119
Male Compression Elbow	
JA-50770 .....	51, 63, 65, 83, 87, 99, 123
Male Compression Tee	
JA-52314 .....	45, 63, 73, 75, 123
JA-55627 .....	119
Male Connector	
J200203500 .....	53, 111
J200203600 .....	105
Male Quick Connector	
J1347525 .....	47
Male Tubing Connector	
J1416759 .....	47
Male Tubing Elbow	
J1408012 .....	49
J1410323 .....	47, 49, 55, 83, 85
J1517358 .....	63
Manifold Assembly	
JA-82253 .....	93
Manifold Spacer	
JA-13261 .....	105
Mist Separator	
J200200000 .....	59
Mist Separator Kit	
J200293100 .....	57
Moulding Ring	
JA-51361 .....	35
Mounting Plug	
JA-17958 .....	109, 111, 119

## N

Nameplate Overlay	
70240801 .....	127
Needle Bearing	
JA-50892 .....	11
Needle Valve	
J1246024 .....	119
Nipple	
JA-50728 .....	93
Nut	
F430233 .....	33
F431024 .....	109
JA-10164 .....	101
JA-10165 .....	101
JA-50412 .....	95, 97
JA-50413 .....	83
JA-50434 .....	21, 65, 83, 85, 99

JA-51474 .....	69, 71, 73, 75, 97
JA-52031 .....	21
JA-52395 .....	37
JC-48288 .....	17
JC-48289 .....	107
JC-48312 .....	9
J1000736 .....	55, 111
J1000850 .....	13, 19, 37, 81, 115
J1065689 .....	21
J1421973 .....	51
M400023 .....	17, 77, 79, 97
M404993 .....	7
02788 .....	121
20274 .....	9, 77, 79, 117
20275 .....	7, 9, 13, 23, 33, 39, 53, 69, 71, 73, 75, 91, 111, 115, 117, 119
36020 .....	25, 27, 29, 31
70142 .....	7, 9, 11, 15, 23, 69, 71, 73, 75, 93, 95, 97, 103, 105, 115

## O

Oil	
J0210103-01 .....	77, 79, 81, 85
Oilless Sleeve Bearing	
JA-50896 .....	17
JA-50904 .....	11
J1154194 .....	77
Open Frame Transformer	
JC-73140 .....	125
Open Label	
JA-35953 .....	127
O-Ring	
JC-57441 .....	67
J1403310 .....	67
Outside Piston Plate	
JA-15865 .....	79
Outside Plate	
JA-10892 .....	77
JA-11068 .....	83

## P

Padding and Sleeve Board Assembly	
JA-80378 .....	115, 117
Padding Set	
JA-04315 .....	35
JA-53172 .....	35
JA-53199 .....	35
JA-53520 .....	35
JA-53547 .....	35
J1047166 .....	35
Pants Rest Assembly	
J1632074 .....	39
Pedal	
JA-24522 .....	69, 73
Pedal Base	
J1387794 .....	69, 71, 73, 75
Pedal Base Assembly	
J1387836 .....	73
J1387844 .....	73, 75
J1575380 .....	41, 43, 75

N/A items do not appear in index.

Pedal Base Kit	
JKIT-00256 .....	69, 71
Pedal Bracket	
JA-25995 .....	69, 71, 73, 75
Pedal Bracket Weldment	
J1387778 .....	69, 73
J1387786 .....	75
J1391630 .....	71
Peripheral Bar Weldment	
J1467893 .....	9
J1468271 .....	9
J1469493 .....	9
J1469527 .....	9
J1477405 .....	9
Petcock	
JC-21902 .....	119
Pilot Actuator	
J1526532 .....	123
Pipe Bulkhead Fitting	
J1482389 .....	47, 49
Pipe Bushing	
JC-19624 .....	81
Pipe Clamp	
J0637412-00 .....	109
Pipe Coupling	
JA-50676 .....	87, 111
JC-23002 .....	93
Pipe Cross	
J1184530 .....	45, 49
Pipe Elbow	
JC-28247 .....	109
J1231422 .....	93
J1239383 .....	89, 93, 107
Pipe Nipple	
JA-50729 .....	93
JA-51540 .....	93
JC-4606101 .....	47, 49, 93
JC-4613101 .....	93
JC-46201 .....	93
J1026335-01 .....	45, 51, 93
J115175201 .....	47, 49, 53, 93
J1232313 .....	63, 77, 79, 119
J1236553 .....	107, 109, 111
J1240860 .....	89, 107
Pipe Plug	
JA-54394 .....	11
J1151794 .....	51
J1161413 .....	93
Pipe Tee	
JA-52352 .....	109
JC-70614 .....	119
JC-70628 .....	107, 111, 119
J1018415 .....	47
Piston Cup Seal	
JA-10889 .....	77
J1324839 .....	79
J1324854 .....	83
Piston Plate Seal	
J1299130 .....	77
J1322569 .....	79
Piston Rod	
JA-28266 .....	83
JA-28607 .....	77, 79
Pivot Bracket Weldment	
J1462746 .....	9
J1467927 .....	9

J1468628 .....	9
J1477363 .....	9
Pivot Pin Lock Key	
J1474691 .....	13
Pivot Plate	
J1462563 .....	7
Pivot Tube Weldment	
J1483734 .....	117
Pneumatic Reservoir	
J200041400 .....	91
Press Table Assembly	
J1470053 .....	23
Press Table Final Assembly	
J1503010 .....	23
Pressing Cylinder	
J0637052-00 .....	81
Pressing Cylinder Retrofit Kit	
J0798873 .....	41, 43, 79, 81
Pressure Arm Shaft	
JA-24941 .....	11
Pressure Arm Weldment	
J200046900 .....	11
J200047100 .....	11
Pressure Gauge	
JA-54957P .....	87
J1477959 .....	55
Push Bracket	
J1462738 .....	9

## Q

Quick Exhaust Air Valve	
JA-56925 .....	77, 79
Quick Exhaust Valve	
J1327451 .....	81
Quick Exhaust Valve Assembly	
J200156900 .....	81
Quick Tubing Tee	
J1438357 .....	47, 49, 63, 73, 75, 123

## R

Rear Support Angle	
J1507409 .....	23
Rear Table	
J0636936-00 .....	25
J0636939-00 .....	25, 27, 29
J0636944-00 .....	31
Rear Table Support Angle	
J1483304 .....	23
Reducing Bushing	
JC-19609 .....	45, 47, 49, 51
JC-19662 .....	109
JC-19682 .....	81, 107, 117, 119
J1184506 .....	77, 79
Regulator Assembly	
J1425875 .....	51
J1575653 .....	41, 43, 51
Regulator Kit	
JKIT-00259 .....	51
J200032200 .....	57

N/A items do not appear in index.

Relieving Air Regulator J1421981P .....	51
Reservoir Kit J200098400P .....	91
Retainer Plate J1462571 .....	7
Retrofit Kit J0798872 .....	41, 43, 77
Right Side Mount Cover Weldment J1364702 .....	121
Roll Pin J1436799 .....	13
24298 .....	99
Roller Plate Assembly J1629310 .....	7

## S

Screen JA-10908 .....	61
Screw F430913 .....	109
F430935 .....	91
F430939 .....	109
F432234 .....	33
H88001565 .....	37
JA-50144 .....	95, 97
JA-50198 .....	19
JA-50281 .....	21
JA-50282 .....	13, 21
JA-50362 .....	11, 103
JA-50379 .....	11
JA-51439 .....	9
JA-51594 .....	11
JA-51778 .....	11
JA-51941 .....	13
JA-52038 .....	111
JA-52426 .....	69, 71, 73, 75, 115, 117
JA-52524 .....	23, 111, 119
JA-52664 .....	103
JA-53020 .....	9
JA-53760 .....	19
JA-55335 .....	17
JA-55343 .....	83
JC-62304 .....	117
JC-62496 .....	13, 37
JC-62724 .....	97
JC-62832 .....	69, 71, 73, 75
JC-63313 .....	115
JC-63342 .....	13
JC-64750 .....	23
J0220912-00 .....	81
J1001726 .....	39, 69, 71, 73, 75
J1001734 .....	111
J1079490 .....	15
J1179001 .....	117
J1179183 .....	99
J1185107 .....	25, 27, 29, 31
J1187228 .....	65, 99
J1199389 .....	125
J1233162 .....	121
J1238518 .....	23
J1312370 .....	77, 79
J1398635 .....	95, 97
J1414788 .....	25, 27, 29, 31
M400044 .....	17, 121, 123, 125

M400056 .....	7, 23, 33
M400057 .....	69, 73, 103
M400063 .....	115
M400664 .....	121
20253 .....	7, 9, 115
24233 .....	53
91202 .....	9
Screw Collar JC-22260 .....	117
Shock Absorber JA-53759 .....	19
Shock Absorber Arm JA-51272 .....	19
Shock Absorber Assembly J1326057 .....	13, 19
Shock Absorber Rebuild Kit J1010-000652 .....	19
Short Center Table J0636940-00 .....	25
J0636942-00 .....	25, 27, 31
J0636945-00 .....	31
Shut-Off Valve Kit 431182P .....	81, 105
Shut-Off Warning Decal J200156500 .....	127
Silencer J0140352-00 .....	81
Single Bracket Coupling Weldment J1335793 .....	63
Single Manifold JA-14110 .....	93
Sleeve Board Support Weldment J1483387 .....	117
Solenoid Valve, 3-Way J1362854P .....	123
Spacer JA-25029 .....	11
J0637433-00 .....	109
J1571413 .....	55
Spacer Block J1466671 .....	103
J1466689 .....	103
Spherical Bearing JA-55082 .....	13
Spray Gun Bracket Assembly JA-05652 .....	111, 119
Spray Gun Mounting Tube J0637401-00 .....	109
J0637402-00 .....	109
Spring JA-50949 .....	113
JA-51318 .....	7, 9
JA-51376 .....	69, 71, 73, 75
JA-52466 .....	69, 71, 73, 75
JA-52758 .....	117
Spring Assembly JA-04887 .....	17
Spring Clip JA-15931 .....	17
Spring Hanger Bracket J1462688 .....	7
Spring Mounting Angle J1462662 .....	9

N/A items do not appear in index.

Steam Actuating Assembly J1576214 .....	41, 43, 99, 107
Steam Bracket JA-21384 .....	99
Steam Hose J1319268 .....	93, 109
Steam Inlet JA-83598 .....	93, 105, 117, 119
Steam Inlet Label JA-17841 .....	127
Steam Iron JA-54016 .....	115, 117
JA-54017 .....	115, 117
Steam Iron Assembly J1144518 .....	115
Steam Line Clamp JA-10650 .....	95, 97
Steam Manifold JA-29863 .....	105
Steam Pedal Base Assembly J1575935 .....	43, 73
Steam Return Label JA-17840 .....	127
Steam Valve Actuator J1391176 .....	97
Steam Valve Assembly J1463694P .....	95, 97, 101, 107
Steam Valve Rebuild Kit J1010-000653 .....	101
Stop Angle J1462613 .....	7
Straight Grease Fitting JC-30809 .....	13
J1012111 .....	11
Street Pipe Elbow JA-54456 .....	89
JC-28236 .....	93
J1231521 .....	51, 81, 93
Stud J1390673 .....	69, 71, 73, 75
Swing Check Valve JA-50588 .....	105
Switch JA-54272 .....	121
Swivel Flow Control Valve J1455781 .....	41
Swivel Tubing Elbow J1407741 .....	49, 51, 63, 65, 87, 97, 99, 123
J1419811 .....	49, 51

## T

Table Angle JA-26065 .....	23
JA-27773 .....	23
J0636946-00 .....	33
J0636947-00 .....	33
J0637129-00 .....	33
Table Assembly J200029902 .....	23, 25
J200029905 .....	29
J200029908 .....	27
J200029910 .....	29

J200029912 .....	25
J200029915 .....	31
Table Bracket J1370352 .....	23
Table Guard JA-25765 .....	23
Table Support Angle Bracket J1483643 .....	23
Table Top Regulator Assembly J1459593 .....	51
Tapered Compression Spring J1039676 .....	65, 99
Terminal Lug J1189125 .....	123
Tubing JM-95918P .....	123
JM-95923 .....	53
J0141711-00 .....	41, 43, 55
J1103970-00P .....	41, 43
J1106665 .....	93, 107, 117, 119
J1410257 .....	109, 111, 119
Tubing Connector J1408020 .....	55

## U

Upper Cylinder Head Assembly J1371079 .....	77
Upper Head JA-13834 .....	77
Upper Head Assembly JA-09724 .....	83

## V

Vacuum Pedal Base Assembly J1575414 .....	41, 43, 71
J1575927 .....	43, 69
Valve JA-11599 .....	67
Valve Actuator J1638519 .....	9
Valve Actuator Weldment J1462647 .....	9
Valve Assembly J1318336 .....	77, 79
J1319086 .....	79
Valve Body JA-10514 .....	67
Valve Body Assembly JA-06430 .....	67, 69, 71, 73, 75
Valve Bracket J1462720 .....	9
J1481076 .....	9
Valve Cap JA-10515 .....	67
Valve Guide JA-27453 .....	95, 97, 107
JA-27565 .....	95
J1568336 .....	95
Valve Handle JA-22348 .....	103

N/A items do not appear in index.

Valve Kit	
J1462118P .....	89
Valve Repair Kit	
J1010-000763 .....	89
Valve Stem	
JA-13042 .....	101
Valve Stem Assembly	
J1611417P .....	67, 69, 71, 73, 75
Valve, 3-Way	
J1142504 .....	9
Varistor Assembly	
J1378652 .....	123
Vent Plug	
J1427103 .....	117

Water Gun Packing	
JA-50646 .....	113
Water Gun Spring	
JA-50648 .....	113
Wire Harness	
J1364199 .....	125
Wire, 14 Gauge	
J1131333 .....	125
Wire, 18 Gauge	
45001 .....	125
Wood Table	
J1475979 .....	23

## W

Washer	
F430304 .....	33
F431147 .....	109
JA-10890 .....	79
JA-13121 .....	77
JA-15175 .....	11
JA-50647 .....	113
JA-52196 .....	69, 71, 73, 75
JA-53116 .....	17, 77, 79
JA-54158 .....	13, 19, 21
JC-80513 .....	7, 9, 13, 23, 69, 71, 73, 75, 117
JC-80583 .....	7, 9, 33
J1000975 .....	17, 55, 111
J1001007 .....	13, 39
J1001015 .....	111
J1001049 .....	7, 9, 23
J1001213 .....	55
J1001270 .....	93, 97, 103, 105
J1001304 .....	7
J1001338 .....	7, 13, 21, 37
J1085992 .....	123, 125
J1178391 .....	81, 115
J1185073 ....	7, 9, 13, 23, 69, 71, 73, 75, 91, 115, 117
J1216357 .....	121
J1371749 .....	15
J1422278 .....	11
M400013 .....	7, 15, 33, 69, 71, 73, 75, 83, 93, 95, 97, 103, 105, 115
M400014 .....	9, 15
M400080 .....	69, 73
M400081 .....	117
M403958 .....	77, 79, 83
03189 .....	53, 111, 119
21734 .....	125
91200 .....	7, 13, 37, 81, 115
Water Gun	
JA-51792 .....	113
Water Gun Assembly	
JA-51110 .....	109, 111, 113
Water Gun Coupling	
JA-50639 .....	113
Water Gun Filter Screen	
JA-50640 .....	113
Water Gun Handle	
JA-50638 .....	113
Water Gun Nozzle	
JA-50641 .....	113

N/A items do not appear in index.